


LSU



HISTORY



1976 LADY TIGERS: INAUGURAL SEASON

A TRADITION OF EXCELLENCE

Lady Tigers Program History

In the fall of 1973 the Lady Tigers tennis team was formed as a club sport with Pat Newman as head coach and Jay McCreary as the Coordinator of Club Sports. The fledgling program began with eight players who bought their own racquets and balls. It has since developed into a national collegiate tennis power over the decades. From the early days of limited schedules and funding, the Lady Tigers have come a long way, becoming a dominant tennis power in the state of Louisiana and making its presence known regionally and nationally.

In the 1974-75 season, the Lady Tigers signed their first collegiate player on an athletic scholarship, acquiring Ann Ellis from Houston, Texas. Next was Karen McCarter, a walk-on from a big tennis family in Shreveport, La. The following year, Kay McDaniel, another Shreveport product, and Elizabeth Palfrey of Baton Rouge joined the Lady Tiger family and LSU was on its way to becoming a national power, finishing in the top 20 in the nation for the first time.

The Lady Tigers experienced an outstanding recruiting season in 1976-77, signing the No. 1-ranked player in the South in Ebie Taylor of Mobile, Ala. From Texas came two outstanding players in Lisa Boettcher of Pasadena and Carol Reger of Fort Worth. With those players, LSU won the state championship, placed in the top 10 in nationals and produced the first Lady Tiger All-Americans in tennis, Kay McDaniel and Ebie Taylor.

The program has continued to escalate, including finishing in the top 30 in the final rankings nine times since the 1990s.



Ebie Taylor
1978



Kay McDaniel
1978



Suzana Rodrigues
1994 ~ 1997)

A ALL-AMERICANS

In its 29-year history, the LSU women's tennis program has produced an All-American eight times. Only three years after the official inaugural season, two Lady Tigers were named All-Americans in 1978 in Ebie Taylor and Kay McDaniel, Nos. 2 and 12 on the all-time wins list at LSU, respectively. Then 16 years later, the next selection came in the form of Suzana Rodrigues. Fifth on the list of all-time wins, Rodrigues earned All-America honors as a freshman in 1994 and then again as a senior in 1997. Also in 1997, Lady Tiger Laura Olave joined her on that list. Two Lady Tigers were dubbed All-Americans in the same year again in 2000 with Bruna Colosio and Ana Paula Mores. Fittingly, they each ended their careers with the same number of match wins, 97, which places them in a tie for eighth on the all-time wins list. Colosio was named an All-American again in 2001, rounding out LSU's selections among the upper echelon of collegiate women's tennis.



Laura Olave
1997



Ana Paula Mores
2000



Bruna Colosio
2000 ~ 2001

K KAY McDANIEL

Earlier this fall, the United States Tennis Association Tennessee Hall of Fame named former LSU tennis All-American Kay McDaniel to its list of 2005 inductees. She was honored at a banquet Feb. 5 at the Nashville Marriott in Nashville, Tenn.

McDaniel, who played for LSU from 1975-79, racked up 92 wins in a Lady Tigers uniform, a number that places her 12th on the list of all-time winningest players in LSU women's tennis history. She is also third on the list of match wins in a single season with 43 in 1977-78. McDaniel became the first LSU women's tennis All-America selection along with Ebie Taylor in 1978, a year that saw the Lady Tigers go 19-5 and earn the title of Louisiana AIAW Champion.

She next toured the professional courts from 1980-86, competing against such players as Billie Jean King, Chris Evert, Martina Navratilova and Steffi Graf. She once ranked as high as No. 30 in singles (1983) and No. 20 in doubles (1986).



Lady Tigers Flashback

- INTRO
- PREVIEW
- COACHES
- LADY TIGERS
- 2004 REVIEW

HISTORY

LSU

1976 LADY TIGERS

Overall Record: 11-5 *Inaugural Season* • Louisiana AIAW Champions • 14th USTA Nationals

LSU won nine of its last 11 matches, including five straight to end its inaugural campaign en route to the Louisiana AIAW Championship. The Lady Tigers opened the season with a 9-0 win over Northwestern State and went on to outscore its opponents 107-37. LSU finished 14th at the USTA Nationals.

1978 LADY TIGERS

Overall Record: 19-5 • Louisiana AIAW Champions

Former head coach Pat Newman guided LSU to its third consecutive state AIAW title in as many seasons. Lady Tiger standouts Kay McDaniel and Ebie Taylor became LSU's first ever All-Americans, earning the prestigious honor after leading the team to a 10th-place finish at the AIAW National Championships. The '78 squad holds the record for most consecutive wins in a season with 12 in a row.

1979 LADY TIGERS

Overall Record: 22-10 • Louisiana AIAW Runner-up

After claiming three straight Louisiana AIAW titles, LSU earned its best at 22-10 but fell shy of its fourth straight title. The Lady Tigers lost, 7-2, to Northeast La. in the finals. LSU won eight straight matches to start the season and 16 of 18 down the stretch. In four seasons, LSU dominated its in-state rivals 26-2, with its only blemish being dual losses to NLU during the '79 season.

1985 LADY TIGERS

Overall Record: 19-7 • SEC Runner-up

LSU's most prolific women's tennis duo, twin sisters Dana De and De Ann Watlington, showcased their outstanding talent by leading an experienced Lady Tiger squad to a second-place finish in the SEC behind Florida. LSU won nine of its final 10 matches of the season under coach Philip Campbell.

1991 LADY TIGERS

Overall Record: 19-6 • NCAA Final 20 • Final Rank: (t)No. 18

The Lady Tigers advanced to the NCAA Championships for the first time in school history, compiling a 19-6 record and finishing third in the SEC. LSU dropped a hard-fought 5-3 decision to Indiana in the opening round at the NAAs, finishing at No. 18 in the nation.

1992 LADY TIGERS


Overall Record: 14-9 • Final Rank: No. 21

The Lady Tigers opened the year with a perfect 5-0 mark, upset No. 10 Miami (Fla.) and beat No. 20 Kentucky in a season in which they finished ranked at No. 21 in the nation. Vikki Chambers and Sarah Stewart became the first doubles team in Lady Tiger history to play in the NCAA doubles tournament.

1995 LADY TIGERS

Overall Record: 19-8 • NCAA Final 16 • Final Rank: No. 18


LSU capped off its most successful season in school history with a stunning 5-3 upset of No. 11 Tennessee in the opening round of the 1995 NCAA Championships before falling to national runner-up Florida, 5-0, in round two. The Lady Tigers tallied a 19-8 overall record, amassing numerous accolades, including a No. 18 final ranking.



1976 Lady Tigers



1979 Lady Tigers



1985 Lady Tigers




1995 Lady Tigers



1997 Lady Tigers



1998 Lady Tigers



2000 Lady Tigers



2004 Lady Tigers

1997 LADY TIGERS

Overall Record: 18-9 • NCAA SW Regional Finalists • Final Rank: No. 20

The Lady Tigers enjoyed another stellar campaign, charting numerous athletic and academic honors en route to an 18-9 mark and a national top-20 finish. LSU fell just short of the NCAA Championships with a 5-2 loss to Tennessee in the NCAA Southwest Regional final. Tony Minnis became LSU's winningest coach and was named both SEC and Louisiana Coach of the Year. Three-time All-American Suzana Rodrigues said farewell in 1997 as the highly successful four-year star ended her collegiate career in record fashion.

1998 LADY TIGERS

Overall Record: 15-10 • NCAA SW Regional Finalists • Final Rank: No. 26

LSU overcame injuries to two of its top players, Laura Olave and Ana Paula Mores, to qualify for the fourth consecutive year and play host to the NCAA Southwest Regional Championships. After making the final for the second consecutive season, the Lady Tigers were defeated by top-seeded Arkansas, 5-2, to end an impressive run against all odds. Before being upended by the Lady Razorbacks, the Lady Tigers knocked off Baylor and second-seeded Miami (Fla.). Three Lady Tigers seniors, Laura Olave, Jennifer Barr and Jamie Vallotton, bowed out by finishing their careers in Baton Rouge.

1999 LADY TIGERS

Overall Record: 13-11 • NCAA Championship Qualifiers • Final Rank: No. 28

LSU finished the 1998-99 season strong despite having only one senior and two freshmen in the starting lineup. Under the leadership of lone senior Nikki Rasheed, the team concluded the season ranked No. 28. Head coach Tony Minnis led the Lady Tigers to their fifth consecutive NCAA post-season appearance, in which they advanced to the second round. Freshmen Bruna Colosio and Tami Botts stepped up for the team, combining for a 31-27 dual-match record. Colosio finished the season ranked 45th in the nation.

2000 LADY TIGERS

Overall Record: 16-11 • NCAA Sweet 16 • Final Rank: No. 21

The Lady Tigers accomplished two amazing feats during the 2000 dual-match season. In the second round of the NCAA tournament, No. 32 LSU upset the sixth-ranked Pepperdine Waves, 5-4, on their home court in Malibu, Calif., to advance to the Sweet 16. The biggest upset in school history allowed the 2000 Lady Tigers to become the second LSU women's tennis team to reach the quarterfinal round. The Lady Tigers were led by their lone senior, Ana Paula Mores, and sophomore Bruna Colosio. Colosio ended the season as the sixth ranked singles player in the nation, while Mores ended her illustrious four-year career with 97 singles wins and a No. 75 national ranking. As a doubles team, the pair finished the 2000 campaign ranked No. 4.

2004 LADY TIGERS

Overall Record: 18-9 • NCAA First Round • Final Rank: No. 20

For the 10th consecutive season, Tony Minnis led the Lady Tigers to an NCAA Tournament berth. Senior Jessica Ferguson finished the season ranked at No. 57 in the nation in leading the team to an SEC West title. The Lady Tigers upset Tennessee in the SEC Tournament to advance to the semifinals before falling to top-seeded Florida. Minnis was named the Southwest Region Coach of the year for the third time as the Tigers finished at No. 20 in the nation.

Individual Honors

- INTRO
- PREVIEW
- COACHES
- LADY TIGERS
- 2004 REVIEW
- HISTORY**
- LSU



2001 SEC Player of the Year Bruna Colosio



Kay McDaniel
Singles All-America (1978)



Ebie Taylor
Singles All-America (1978)



Suzana Rodrigues
Singles All-America (1994)
Doubles & Academic All-America (1997)




Laura Olave
Doubles All-America (1996-98)



Ana Paula Mores
Doubles All-America (2000)



Bruna Colosio
Doubles All-America (2000)
Singles All-America (2000-01)



Vikki Chambers

Lady Tiger Conference Honors

ACADEMIC ALL-SEC

- 1986 Eleonor Jonasson
- 1987 Marta Homodes
- 1988 Marta Homodes
- 1989 Natalie Todorovic
- 1992 Nelly Pardo
- 1993 Nelly Pardo
- 1994 Nelly Pardo
- Kirsty Llewellyn
- 1995 Jill Griffin
- Kirsty Llewellyn
- Cymantha Owen
- Elina Rocha
- Margaret Sale
- 1996 Jennifer Barr
- Kirsty Llewellyn
- Valerie Mauney
- Suzana Rodrigues
- Jamie Vallotton
- 1997 Jennifer Barr
- Laura Olave
- Suzana Rodrigues
- Jamie Vallotton
- 1998 Jennifer Barr
- Ana Paula Mores
- Laura Olave
- Jamie Vallotton
- 1999 Ana Paula Mores
- Nikki Rasheed
- Mandy Rice
- Fernanda Tsucamoto
- Christine Weber
- 2000 Tami Botts
- Kelly Craycraft
- Ana Paula Mores
- Mandy Rice
- Fernanda Tsucamoto
- 2001 Tami Botts
- Kelly Craycraft
- Mandy Rice
- 2002 Tami Botts
- Bruna Colosio
- Kelly Craycraft
- Amy McIlhaney
- Mandy Rice
- 2003 Tami Botts
- Bruna Colosio
- Kelly Claycraft
- Rocio Fantilli
- Amy McIlhaney
- 2004 Camila Caliarì
- Amanda Mang
- Lauren Seaman
- Bonnie White

SEC COACH OF THE YEAR

- 1991 Geoff Macdonald
- 1997 Tony Minnis

SEC PLAYER OF THE YEAR

- 2001 Bruna Colosio

All-SEC

Singles

- 1984 Dana De Watlington
- 1991 Claudia Herrera
- 1994 Suzana Rodrigues
- 1997 Suzana Rodrigues
- 2000 Bruna Colosio
- Ana Paula Mores
- 2001 Bruna Colosio

Doubles

- 1993 Vikki Chambers - Sarah Stewart
- 1995 Suzana Rodrigues - Laura Olave
- 2000 Bruna Colosio - Ana Paula Mores

SEC SINGLES CHAMPIONS

- No. 3 1984 Dana De Watlington
- No. 2 1985 De Ann Watlington

SEC DOUBLES CHAMPIONS

- No. 2 1985 Jonasson-Watlington
- No. 2 1986 Harrison-Watlington

LSU'S ANNUAL SEC FINISHES

| Year | Record | Finish |
|------|--------|---------------|
| 1980 | 2-1 | second |
| 1981 | 2-1 | fifth |
| 1982 | 1-6 | sixth |
| 1983 | 6-5 | fifth |
| 1984 | 4-5 | sixth |
| 1985 | 6-4 | second |
| 1986 | 7-3 | fourth |
| 1987 | 6-3 | fifth |
| 1988 | 1-8 | ninth |
| 1989 | 3-6 | ninth |
| 1990 | 5-5 | fifth |
| 1991 | 8-3 | third |
| 1992 | 5-8 | eighth |
| 1993 | 4-8 | eighth |
| 1994 | 2-10 | tenth |
| 1995 | 7-7 | sixth |
| 1996 | 3-9 | ninth |
| 1997 | 7-6 | fifth |
| 1998 | 4-8 | ninth |
| 1999 | 3-9 | ninth (tie) |
| 2000 | 3-8 | eighth (tie) |
| 2001 | 4-7 | seventh (tie) |
| 2002 | 3-8 | ninth (tie) |
| 2003 | 4-7 | eighth |
| 2004 | 6-5 | fifth (tie) |

LSU'S ALL-AMERICA SELECTIONS

- 1978 Kay McDaniel
- 1978 Ebie Taylor
- 1994 Suzana Rodrigues
- 1997 Suzana Rodrigues
- 1997 Laura Olave
- 2000 Bruna Colosio
- 2000 Ana Paula Mores
- 2001 Bruna Colosio



Bruna Colosio




Ebie Taylor




Denise Myers




De Ann Watlington




Suzana Rodrigues



Cindy Trower



Harret Prothro



Dana De Watlington

Singles

Most Career Matches Won: 151 by Dana De Watlington (1983-87)
 Most Single-Season Matches Won: 49 (49-7) by Dana De Watlington (1983-84)
 Best Career Winning Percentage: .776 by Bruna Colosio (1999-02)

Doubles

Most Career Wins: 111 by Ebie Taylor/Lisa Boettcher (1976-80)
 Most Single-Season Matches Won: 35 (35-12) by Ebie Taylor/Lisa Boettcher (1977-78)

Team

Most Wins: 22 by 1979 and 1980 teams
 Best Winning Percentage: .826 (19-4) by 1977 team
 Most Consecutive Wins: 12 by 1978 team
 Most Consecutive Wins to Start a Season: 10 by 1990 team
 Most Shutout Wins: 11 by 1977 team
 Total Shutout Win/Lost Record: 116-35
 Most Consecutive Shutouts: 6 by 1977 team
 Most Shutouts to Start a Season: 6 by 1977 team

All-Time Winningest Players

| Player | Wins | Years |
|-----------------------|------|---------|
| 1. Dana De Watlington | 151 | 1983-87 |
| 2. Ebie Taylor | 132 | 1976-80 |
| 3. Denise Myers | 122 | 1977-81 |
| 4. De Ann Watlington | 120 | 1983-87 |
| 5. Suzana Rodrigues | 108 | 1993-97 |
| 6. Cindy Trower | 107 | 1978-82 |
| 7. Harriet Prothro | 101 | 1978-82 |
| 8. Ana Paula Mores | 97 | 1997-00 |
| Bruna Colosio | 97 | 1999-02 |
| Sarah Stewart | 97 | 1989-93 |
| 11. Carol Boston | 95 | 1979-83 |
| 12. Kay McDaniel | 92 | 1975-79 |
| 13. Vikki Chambers | 92 | 1989-93 |
| 14. Jennifer Barr | 90 | 1994-98 |

40 or More Match Wins (Single Season)

| Player | Wins | Years |
|--------------------|------|---------|
| Dana De Watlington | 49 | 1983-84 |
| Kay McDaniel | 43 | 1977-78 |
| De Ann Watlington | 42 | 1984-85 |
| Ebie Taylor | 41 | 1977-78 |
| Harriet Prothro | 41 | 1978-79 |
| Denise Myers | 40 | 1977-78 |

30-39 Match Wins (Single Season)

| Player | Wins | Years |
|--------------------|------|---------|
| Bruna Colosio | 38 | 1999-00 |
| Dana De Watlington | 38 | 1984-85 |
| Carol Boston | 38 | 1978-79 |
| Karen McCarter | 37 | 1977-78 |
| Cindy Trower | 37 | 1978-79 |
| Ebie Taylor | 35 | 1978-79 |
| Ann Ellis | 34 | 1977-78 |
| Ana Paula Mores | 33 | 1999-00 |
| Sarah Stewart | 32 | 1990-91 |
| Dana De Watlington | 32 | 1985-86 |
| Dana De Watlington | 32 | 1986-87 |
| De Ann Watlington | 32 | 1983-84 |
| Denise Myers | 32 | 1978-79 |
| Suzana Rodrigues | 32 | 1993-97 |
| Cindy Trower | 31 | 1980-81 |
| Kay McDaniel | 30 | 1975-76 |

LSU WOMENS TENNIS COACHES 1976-2004

INTRO
PREVIEW
COACHES
LADY TIGERS
2004 REVIEW
HISTORY
LSU



Betty Sue Hagerman
(1981-83)



Karen Elliot
(1980)



Pat Newman
(1976-79)


COACHING RECORDS

| Year | Coach | W | L | Pct. | Postseason |
|------------------------------------|-----------------------|------------|------------|-------------|-----------------------------|
| 1976 | Pat Newman | 11 | 5 | .688 | Louisiana AIAW Champion |
| 1977 | Pat Newman | 19 | 4 | .826 | Louisiana AIAW Champion |
| 1978 | Pat Newman | 19 | 5 | .792 | Louisiana AIAW Champion |
| 1979 | Pat Newman | 22 | 10 | .688 | Louisiana AIAW Runner-up |
| 1980 | Karen McCarter Elliot | 22 | 13 | .629 | Louisiana AIAW Champion |
| 1981 | Betty Sue Hagerman | 21 | 9 | .700 | Louisiana AIAW Champion |
| 1982 | Betty Sue Hagerman | 11 | 16 | .407 | |
| 1983 | Betty Sue Hagerman | 8 | 11 | .727 | |
| 1984 | Phillip Campbell | 15 | 13 | .536 | |
| 1985 | Phillip Campbell | 19 | 7 | .731 | |
| 1986 | Phillip Campbell | 18 | 9 | .667 | |
| 1987 | Phillip Campbell | 17 | 6 | .739 | |
| 1988 | Phillip Campbell | 10 | 14 | .417 | |
| 1989 | Geoff Macdonald | 14 | 10 | .583 | |
| 1990 | Geoff Macdonald | 17 | 8 | .680 | |
| 1991 | Geoff Macdonald | 19 | 6 | .760 | NCAA Final 20 |
| 1992 | Tony Minnis | 14 | 9 | .609 | |
| 1993 | Tony Minnis | 10 | 11 | .476 | |
| 1994 | Tony Minnis | 9 | 13 | .409 | |
| 1995 | Tony Minnis | 19 | 8 | .704 | NCAA Sweet 16 |
| 1996 | Tony Minnis | 14 | 11 | .560 | NCAA SW Regional Semi Final |
| 1997 | Tony Minnis | 18 | 9 | .667 | NCAA SW Regional Final |
| 1998 | Tony Minnis | 15 | 10 | .600 | NCAA SW Regional Final |
| 1999 | Tony Minnis | 13 | 11 | .542 | NCAA Second Round |
| 2000 | Tony Minnis | 16 | 11 | .593 | NCAA Sweet 16 |
| 2001 | Tony Minnis | 14 | 10 | .583 | NCAA Tournament |
| 2002 | Tony Minnis | 12 | 13 | .480 | NCAA Tournament |
| 2003 | Tony Minnis | 12 | 13 | .480 | NCAA Tournament |
| 2004 | Tony Minnis | 18 | 9 | .667 | NCAA Tournament |
| Newman's Total (4 years) | | 71 | 24 | .755 | |
| Elliot's Total (1 year) | | 22 | 13 | .629 | |
| Hagerman's Total (3 years) | | 40 | 36 | .526 | |
| Campbell's Total (5 years) | | 79 | 49 | .617 | |
| Macdonald's Total (3 years) | | 50 | 24 | .676 | |
| Minnis' Total (13 years) | | 184 | 138 | .571 | |

LSU TOTALS (28 years) 446 284 .611



Phillip Campbell
(1984-88)



Geoff Macdonald
(1988-91)



Tony Minnis
(1991-2004)

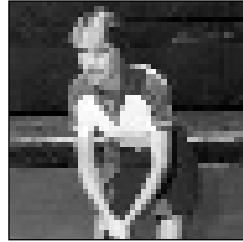
LSU in the Final National Rankings

| Team | | | Singles | | | Doubles | | |
|------|---------------|-----------------------|---------|------------------|-----------|---------|-------------------------------|--------|
| Year | Final Ranking | Coach | Year | Player | Rank | Year | Players | Rank |
| 1980 | (t)No. 18 | Karen McCarter-Elliot | 1991 | Claudia Herrera | No. 71 | 1992 | Vikki Chambers-Sarah Stewart | No. 23 |
| 1991 | (t)No. 18 | Geoff Macdonald | | Laura Randmaa | No. 88 | 1993 | Vikki Chambers-Sarah Stewart | No. 32 |
| 1992 | No. 21 | Tony Minnis | | Patricia Minnis | No. 89 | 1995 | Suzana Rodrigues-Laura Olave | No. 48 |
| 1994 | (t)No. 50 | Tony Minnis | 1994 | Suzana Rodrigues | No. 24 | 1996 | Suzana Rodrigues-Laura Olave | No. 49 |
| 1995 | No. 18 | Tony Minnis | | Nelly Pardo | No. 83 | 1997 | Suzana Rodrigues-Laura Olave | No. 10 |
| 1996 | No. 36 | Tony Minnis | 1995 | Suzana Rodrigues | No. 48(t) | 1999 | Bruna Colosio-Ana Paula Mores | No. 35 |
| 1997 | No. 20 | Tony Minnis | 1996 | Suzana Rodrigues | No. 28 | 2000 | Bruna Colosio-Ana Paula Mores | No. 4 |
| 1998 | No. 26 | Tony Minnis | 1997 | Suzana Rodrigues | No. 22 | 2001 | Bruna Colosio-Rocio Fantilli | No. 25 |
| 1999 | No. 28 | Tony Minnis | 1998 | Laura Olave | No. 74 | 2002 | Bruna Colosio-Rocio Fantilli | No. 25 |
| 2000 | No. 21 | Tony Minnis | 1999 | Bruna Colosio | No. 45 | | | |
| 2001 | No. 27 | Tony Minnis | | Ana Paula Mores | No. 76 | | | |
| 2002 | No. 51 | Tony Minnis | 2000 | Bruna Colosio | No. 9 | | | |
| 2003 | No. 52 | Tony Minnis | | Ana Paula Mores | No. 75 | | | |
| 2004 | No. 20 | Tony Minnis | 2001 | Bruna Colosio | No. 11 | | | |
| | | | 2002 | Bruna Colosio | No. 33 | | | |
| | | | | Tami Botts | No. 111 | | | |
| | | | 2004 | Jessica Ferguson | No. 57 | | | |

LADY TIGERS LETTERWINNERS



Vikki Chambers



Carol Boston



Cymantha Owen



Kay McDaniel




Marta Homedes



Helene Afeman



Lisa Boettcher



Claudia Herrera

A

Afeman, Helene (1983-84-85)
Alipaz, Lisa (1992)

B

Barr, Jennifer (1995-96-97-98)
Boettcher, Lisa (1977-78-79-80)
Boston, Carol (1979-80-82-83)
Botts, Tami (1999-00-01-02)
Boustany, Kathryn (1981)
Budd, Perri (2002)

C

Chambers, Vikki (1990-91-92-93)
Caliari, Camila (2003-04)
Chiarelli, Marina (2003-04)
Colosio, Bruna (1999-00-01-02)
Copeland, Kyle (1979-80)
Craycraft, Kelly (1999-00)
Culotta, Trudy (1976-77)

E

Ellis, Ann Jackson (1975-76-77-78)
Espinal, Daysi (2003-04)

F

Fantilli, Rocio (2001-02-03-04)
Ferguson, Jessica (2003-04)

G

Garrison, Jana (1987-88-89)
Griffin, Jill (1994-95)

H

Haddix, Lauren (2000-01)
Hamilton, Mary Kaye (1982-83-84-85)
Harrison, Pattie (1983-84-85-86)
Henry, Leslie (1983)
Herrera, Claudia (1988-89-90-91)
Herrera, Leticia (1985-86-87-88)
Homedes, Marta (1987-88-89-90)
Huitt, Debbie (1983-84)

J

Jonasson, Eleonor (1985-86-87-88)
Johnson, Natalie (1994)

K

Kessler, Jennifer (1990-91)

L

Lees, Lahna (1988-89-90)
Lizzul, Linda (1982-83)
Llewellyn, Kirsty (1993-94-95-96)

M

Mang, Amanda (2002-03-04)
Mauney, Valerie (1994-95-96)
McCarroll, Heather (1980-81)
McCarter, Karen (1975-76-77-78)
McDaniel, Kay (1975-76-77-78)
McIlhaney, Amy (1999-00-01-02)
Minnis, Patricia (1988-89-90-91)
Mores, Ana Paula (1997-98-99-00)
Myers, Denise (1978-79-80-81)

O

Olave, Laura (1995-96-97-98)
Owen, Cymantha (1992-93-94-95)

P

Palfrey, Elizabeth (1978-79)
Pardo, Nelly 1991-92-93-94)
Prothro, Harriet (1979-80-81-82)

R

Randmaa, Laura (1991-92)
Rasheed, Nikki (1996-97-98-99)
Ravat, Fatima (1982)
Reger, Carol (1977-78)
Rice, Mandy (1998-99-00-01)
Rocha, Elina (1994-95)
Rodrigues, Suzana (1994-95-96-97)
Roof, Julie (1982-83-84-85)

S

Sale, Margaret (1994-95)
Seaman, Lauren (2003-04)
Shudde, Raye (1984-85)
Stewart, Sarah (1990-91-92-93)
Sutherland, Sherrie (1980-81)

T

Taylor, Ebie (1977-78-79-80)
Todorvic, Natalie (1989)
Trower, Cindy (1979-80-81-82)
Tsucamoto, Fernanda (1998-99-00-01)

V

Vallotton, Jamie (1995-96-97-98)

W

Ware, Susan (1981-82)
Watlington, Dana De (1984-85-86-87)
Watlington, DeAnn (1984-85-86-87)
Weber, Christine (1998-99)
Weems, Caroline (1997)
White, Bonnie (2002-03-04)

Y

Young, Mimi (1989-90)

All-Time NCAA Champions

| Year | Team | Singles | Doubles |
|------|----------|-------------------------------|---------------------------------|
| 1982 | Stanford | Alycia Moulton (Stanford) | Ludloff-Lewis (UCLA) |
| 1983 | USC | Beth Herr (USC) | Rush-Allen (Trinity) |
| 1984 | Stanford | Lisa Spain (Georgia) | Burgin-Gates (Stanford) |
| 1985 | USC | Linda Gates (Stanford) | Eldrege-Gates (Stanford) |
| 1986 | Stanford | Patty Fendick (Stanford) | Gregory-Reis (Miami) |
| 1987 | Stanford | Patty Fendick (Stanford) | Adams-Donnelly (N'western) |
| 1988 | Stanford | Shaun Stafford (Florida) | Cooper-Sampras (UCLA) |
| 1989 | Stanford | Sandra Birch (Stanford) | Holden-Pollard (Miss. State) |
| 1990 | Stanford | Debbie Graham (Stanford) | McGrath-Whitlinger (Stanford) |
| 1991 | Stanford | Sandra Birch (Stanford) | Alexander-Arendt (Florida) |
| 1992 | Florida | Lisa Raymond (Florida) | Cenezia-McCalla (UCLA) |
| 1993 | Texas | Lisa Raymond (Florida) | Oldham-Creek (Arizona) |
| 1994 | Georgia | Angela Lettiere (Georgia) | Jenson-Koves (Kansas) |
| 1995 | Texas | Keri Phebus (UCLA) | Phebus-Starrett (UCLA) |
| 1996 | Florida | Jill Craybas (Florida) | Buth-Nickitas (Florida) |
| 1997 | Stanford | Lilia Osterloh (Stanford) | Buth-Nickitas (Florida) |
| 1998 | Florida | Vanessa Webb (Duke) | Augustus-Jensen (California) |
| 1999 | Stanford | Zuzana Lesenarova (San Diego) | Catlin-Castellano (Georgia) |
| 2000 | Georgia | Laura Granville (Stanford) | Jensen-Curran (California) |
| 2001 | Stanford | Lauren Kalvaria (Stanford) | Laiho-Lehnhoff (Florida) |
| 2002 | Stanford | Bea Bielik (Wake Forest) | Kalvaria-Lastra (Stanford) |
| 2003 | Florida | Amber Liu (Stanford) | Fusano-Kops- Jones (California) |
| 2004 | Stanford | Amber Liu (Stanford) | Bercek-Fisher (UCLA) |

LSU at the NCAA Championships

2004

Team

| | | |
|-------------|--|---------|
| First Round | Arizona State def. LSU, 4-1 | Singles |
| First Round | Nataly Cahana (Old Dominion) def. Jessica Ferguson, 7-5, 6-2 | |

2003

Team

| | |
|-------------|-------------------------|
| First Round | Texas A&M def. LSU, 4-0 |
|-------------|-------------------------|

2002

Singles

| | |
|--------------|---|
| First Round | Bruna Colosio def. Sarah Riske (VU), 6-3, 6-2 |
| Second Round | Andria Engel (ASU) def. Brunna Colosio, 2-6, 6-2, 6-2 |

Doubles

| | |
|-------------|---|
| First Round | Bradley-Fisher (UCLA) def. Colosio-Fantilli |
|-------------|---|

2001

Singles

| | |
|--------------|---|
| First Round | Bruna Colosio def. Julie DeRoo (Ole Miss), 6-2, 6-2. |
| Second Round | Bruna Colosio def. Vladka Uhlirova (Texas), 6-4, 6-1. |
| Third Round | Bruna Colosio def. Kathy Sell (Duke), 6-4, 6-4. |
| Quarterfinal | Lauren Kalvaria (Stanford) def. Brunna Colosio, 6-2, 6-0. |

2000

Team

| | |
|-------------|------------------------------|
| First Round | Southern California 5, LSU 2 |
|-------------|------------------------------|

Singles

| | |
|--------------|--|
| First Round | Bruna Colosio def. Alexi Jecminkovi (Kansas St.), 2-6, 6-2, 6-2. |
| Second Round | Bruna Colosio def. Danielle Troch (William & Mary), 6-3, 6-3. |
| Third Round | Bruna Colosio def. Lori Grey (Georgia), 6-4, 6-3. |
| Quarterfinal | Katrina Mulec (UNLV) def. Brunna Colosio, 2-6, 6-2, 6-0. |

Doubles

| | |
|--------------|--|
| First Round | Colosio-Mores def. Neykova-Wiegler (Iowa), 6-3, 6-1. |
| Second Round | Catlin-Grey (Georgia) def. Colosio-Mores, 7-5, 6-3. |

1997

Singles

| | |
|-------------|--|
| First Round | Elisa Penalvo (Marquette) def. Suzana Rodrigues, 6-2, 2-6, 6-1 |
|-------------|--|

Doubles

| | |
|-------------|--|
| First Round | Csapo-Svedenhov (Pepperdine) def. Rodrigues-Olave, 6-3, 3-6, 6-4 |
|-------------|--|

1996

Singles

| | |
|--------------|--|
| First Round | Suzana Rodrigues def. Amanda Augustus (California), 6-4, 6-0 |
| Second Round | Divya Merchant (Florida) def. Suzana Rodrigues, 6-3, 6-4 |

1995

Team

| | |
|--------------|--------------------|
| First Round | LSU 5, Tennessee 3 |
| Second Round | Florida 5, LSU 0 |

Singles

| | |
|-------------|---|
| First Round | Sarah Cyganiak, (Michigan) def. Suzana Rodrigues, 3-6, 7-6, 7-6 |
|-------------|---|

1994

Singles

| | |
|--------------|--|
| First Round | Suzana Rodrigues def. Jennifer Saret, (BYU) 6-7, 7-5, 6-1 |
| Second Round | Suzana Rodrigues def. Marie-Laure Bognol, (Ole Miss) 6-7, 6-1, 6-3 |
| Third Round | Suzana Rodrigues def. Jana Strnadova, (Syracuse) 3-6, 6-4, 6-3 |
| Quarterfinal | Paloma Collantes (Ole Miss) def. Suzana Rodrigues, 6-3, 6-3 |

1992

Doubles

| | |
|-------------|---|
| First Round | Edelman-Reece (Indiana) def. Chambers-Stewart, 6-3, 6-3 |
|-------------|---|

1991

Team

| | |
|-------------|------------------|
| First Round | Indiana 5, LSU 3 |
|-------------|------------------|

Singles

| | |
|-------------|---|
| First Round | Teri Whitlinger (Stanford) def. Claudia Herrera, 7-6, 6-3 |
|-------------|---|

AIAW Tournament History

1974-75

| | |
|------|------------------------------------|
| 2nd | AIAW Louisiana State Championships |
| 24th | USTA Nationals |

1975-76

| | |
|------|------------------------------------|
| 1st | AIAW Louisiana State Championships |
| 14th | USTA Nationals |

1976-77

| | |
|-----|------------------------------------|
| 1st | AIAW Louisiana State Championships |
| 5th | USTA Nationals |
| 9th | AIAW National Championships |

1977-78

| | |
|------|------------------------------------|
| 1st | AIAW Louisiana State Championships |
| 2nd | SWAIAW Regionals |
| 8th | USTA Nationals |
| 10th | AIAW National Championships |

1978-79

| | |
|--------|------------------------------------|
| 2nd | AIAW Louisiana State Championships |
| 2nd | SWAIAW Regionals |
| Top 25 | AIAW National Championships |

1979-80

| | |
|-------|------------------------------------|
| 1st | AIAW Louisiana State Championships |
| 4th | SWAIAW Regionals |
| T18th | AIAW National Championships |

1980-81

| | |
|-----|------------------------------------|
| 1st | AIAW Louisiana State Championships |
| 4th | SWAIAW Regionals |

1980

| | |
|-------------------|-------|
| Florida | 32 |
| LSU | 18.75 |
| Tennessee | 16 |
| Georgia | 13.25 |
| Alabama | 11.25 |
| Kentucky | 10.75 |
| Auburn | 6.25 |
| Ole Miss | 6 |
| Vanderbilt | 2.25 |
| Mississippi State | 1.25 |

1981

| | |
|-------------------|------|
| Florida | 30 |
| Tennessee | 20.5 |
| Georgia | 18 |
| Ole Miss | 13.5 |
| LSU | 11.5 |
| Alabama | 10 |
| Auburn | 9.75 |
| Vanderbilt | 8.25 |
| Kentucky | 2.25 |
| Mississippi State | 1 |

1982

Did not compete

1983

Did not compete

1984

| | |
|-------------------|----|
| Florida | 31 |
| Ole Miss | 20 |
| Georgia | 17 |
| Kentucky | 14 |
| Auburn | 8 |
| LSU | 8 |
| Vanderbilt | 7 |
| Mississippi State | 6 |
| Tennessee | 5 |
| Alabama | 1 |

1985

| | |
|-------------------|----|
| Florida | 31 |
| Ole Miss | 20 |
| Georgia | 17 |
| Kentucky | 14 |
| Auburn | 8 |
| LSU | 8 |
| Vanderbilt | 7 |
| Mississippi State | 6 |
| Tennessee | 5 |
| Alabama | 1 |

1986

| | |
|-------------------|----|
| Florida | 25 |
| Kentucky | 23 |
| Georgia | 20 |
| LSU | 19 |
| Mississippi State | 11 |
| Ole Miss | 8 |
| Alabama | 5 |
| Vanderbilt | 4 |
| Tennessee | 4 |
| Auburn | 3 |

1987

| | |
|-------------------|----|
| Florida | 30 |
| Kentucky | 24 |
| Georgia | 22 |
| Mississippi State | 9 |
| LSU | 8 |
| Alabama | 6 |
| Ole Miss | 6 |
| Tennessee | 4 |
| Vanderbilt | 4 |
| Auburn | 3 |

1988

| | |
|-------------------|----|
| Florida | 32 |
| Georgia | 22 |
| Kentucky | 19 |
| Mississippi State | 9 |
| Tennessee | 9 |
| Alabama | 7 |
| Vanderbilt | 7 |
| Auburn | 5 |
| LSU | 5 |
| Ole Miss | 5 |

1989

| | |
|-------------------|----|
| Georgia | 29 |
| Florida | 25 |
| Tennessee | 16 |
| Kentucky | 13 |
| Mississippi State | 12 |
| Auburn | 10 |
| Alabama | 6 |
| Ole Miss | 5 |
| LSU | 3 |
| Vanderbilt | 0 |

1990

| | |
|-------------------|-----|
| Florida | 11 |
| Georgia | 11 |
| Kentucky | 8 |
| Tennessee | 7 |
| LSU | 5 |
| Ole Miss | 4 |
| Alabama | 3.5 |
| Mississippi State | 2 |
| Auburn | 1.5 |
| Vanderbilt | 0 |

1991

| | |
|-------------------|-----|
| Florida | 12 |
| Georgia | 10 |
| LSU | 8 |
| Ole Miss | 6 |
| Tennessee | 4.5 |
| Alabama | 4 |
| Kentucky | 4 |
| Mississippi State | 3.5 |
| Auburn | 1 |
| Vanderbilt | 0 |

1992

| | |
|-------------------|------|
| Florida | 14.5 |
| Georgia | 12.5 |
| Tennessee | 9.5 |
| Ole Miss | 8.5 |
| Kentucky | 6.5 |
| South Carolina | 6.5 |
| Alabama | 5.5 |
| LSU | 4.5 |
| Vanderbilt | 4 |
| Auburn | 3 |
| Mississippi State | 2 |
| Arkansas | 0 |

1993

| | |
|-------------------|-----|
| Florida | 14 |
| Georgia | 11 |
| Ole Miss | 10 |
| Alabama | 9 |
| Auburn | 7.5 |
| Tennessee | 6.5 |
| South Carolina | 5 |
| LSU | 4 |
| Vanderbilt | 3.5 |
| Kentucky | 3.5 |
| Mississippi State | 1 |
| Arkansas | 0 |

1994

| | |
|---------|----|
| Georgia | 14 |
| Florida | 12 |

| | |
|-------------------|-----|
| Ole Miss | 9 |
| Kentucky | 9 |
| Alabama | 6.5 |
| South Carolina | 6.5 |
| Vanderbilt | 6.5 |
| Auburn | 4.5 |
| Tennessee | 3 |
| Arkansas | 2 |
| LSU | 2 |
| Mississippi State | 0 |

1995

| | |
|-------------------|-----|
| Florida | 14 |
| Georgia | 12 |
| Tennessee | 8.5 |
| South Carolina | 8 |
| Vanderbilt | 7.5 |
| LSU | 6 |
| Ole Miss | 5.5 |
| Auburn | 5.5 |
| Alabama | 4 |
| Kentucky | 2 |
| Mississippi State | 2 |
| Arkansas | 0 |

1996

| | |
|-------------------|-----|
| Florida | 14 |
| Vanderbilt | 11 |
| Ole Miss | 10 |
| South Carolina | 9.5 |
| Tennessee | 8.5 |
| Auburn | 5.5 |
| Georgia | 5 |
| Arkansas | 4.5 |
| LSU | 3 |
| Kentucky | 3 |
| Alabama | 2 |
| Mississippi State | 0 |

1997

| | |
|-------------------|-----|
| Florida | 14 |
| Georgia | 11 |
| Ole Miss | 10 |
| Tennessee | 9 |
| LSU | 6.5 |
| Vanderbilt | 5.5 |
| South Carolina | 5.5 |
| Alabama | 5 |
| Arkansas | 4 |
| Kentucky | 3.5 |
| Mississippi State | 1 |
| Auburn | 0 |

1998

| | |
|-------------------|-----|
| Florida | 14 |
| Georgia | 11 |
| Vanderbilt | 9.5 |
| Ole Miss | 8.5 |
| Arkansas | 8 |
| Tennessee | 7 |
| South Carolina | 5.5 |
| Kentucky | 4.5 |
| LSU | 4 |
| Mississippi State | 2 |
| Auburn | 1 |
| Alabama | 0 |

1999

| | |
|-------------------|----|
| Florida | 14 |
| Ole Miss | 13 |
| Georgia | 12 |
| South Carolina | 8 |
| Vanderbilt | 7 |
| Kentucky | 7 |
| Arkansas | 6 |
| Tennessee | 6 |
| Mississippi State | 3 |
| LSU | 3 |
| Auburn | 2 |
| Alabama | 0 |

2000

| | |
|-------------------|------|
| Georgia | 11-0 |
| Florida | 10-1 |
| Vanderbilt | 9-2 |
| Ole Miss | 8-3 |
| Tennessee | 7-4 |
| South Carolina | 6-5 |
| Arkansas | 4-7 |
| Kentucky | 3-8 |
| Mississippi State | 3-8 |
| LSU | 3-8 |
| Auburn | 2-9 |
| Alabama | 0-11 |

2001

| | |
|-------------------|------|
| Florida | 11-0 |
| Tennessee | 10-1 |
| Vanderbilt | 9-2 |
| Georgia | 8-3 |
| South Carolina | 7-4 |
| Kentucky | 5-6 |
| LSU | 4-7 |
| Alabama | 4-7 |
| Ole Miss | 3-8 |
| Mississippi State | 3-8 |
| Arkansas | 2-9 |
| Auburn | 0-11 |

2002

| | |
|-------------------------|------|
| Eastern Division | |
| Georgia | 11-0 |
| Florida | 10-1 |
| Vanderbilt | 9-2 |
| South Carolina | 7-4 |
| Tennessee | 7-4 |
| Kentucky | 5-6 |

Western Division

| | |
|-------------------|------|
| Auburn | 6-5 |
| Ole Miss | 4-7 |
| Alabama | 3-8 |
| LSU | 3-8 |
| Mississippi State | 1-10 |
| Arkansas | 0-11 |

2003

| | |
|-------------------------|------|
| Eastern Division | |
| Florida | 10-1 |
| Georgia | 9-2 |
| Tennessee | 9-2 |
| Kentucky | 9-2 |
| Vanderbilt | 8-3 |
| S. Carolina | 5-6 |

Western Division

| | |
|-------------------|------|
| Alabama | 6-5 |
| LSU | 4-7 |
| Ole Miss | 3-8 |
| Auburn | 2-9 |
| Mississippi State | 1-10 |

2004

| | |
|-------------------------|------|
| Eastern Division | |
| Florida | 11-0 |
| Vanderbilt | 10-1 |
| Georgia | 9-2 |
| Tennessee | 7-4 |
| Kentucky | 6-5 |
| South Carolina | 5-6 |

Western Division

| | |
|-------------------|------|
| LSU | 6-5 |
| Alabama | 5-6 |
| Ole Miss | 3-8 |
| Auburn | 3-8 |
| Mississippi State | 1-10 |
| Arkansas | 0-11 |

INTRO

PREVIEW

COACHES

LADY TIGERS

2004 REVIEW

HISTORY

LSU

All-Time Records

- INTRO
- PREVIEW
- COACHES
- LADY TIGERS
- 2004 REVIEW
- HISTORY**
- LSU

| Opponents | W - L | Pct. | Last Meeting |
|----------------------------|--------------|--------------|--------------|
| ALABAMA | 22-8 | .733 | 2004 |
| Alabama-Birmingham | 1-0 | 1.000 | 1989 |
| Arizona State | 0-5 | .000 | 2004 |
| ARKANSAS | 15-9 | .625 | 2004 |
| Army | 1-0 | 1.000 | 1992 |
| AUBURN | 19-8 | .704 | 2004 |
| Baylor | 4-0 | 1.000 | 1990 |
| Brigham Young | 0-6 | .000 | 1988 |
| Cal-Santa Barbara | 1-0 | 1.000 | 1986 |
| CENTENARY | 16-0 | 1.000 | 2004 |
| Clemson | 1-3 | .250 | 1988 |
| Colorado | 1-0 | 1.000 | 1987 |
| Duke | 1-0 | 1.000 | 1986 |
| East Tennessee State | 1-0 | 1.000 | 1990 |
| FLORIDA | 0-29 | .000 | 2004 |
| Florida International | 1-0 | 1.000 | 1993 |
| FLORIDA STATE | 7-6 | .538 | 2004 |
| Florida Southern | 1-0 | 1.000 | 1989 |
| Furman | 0-1 | .000 | 2002 |
| GEORGIA | 1-26 | .037 | 2004 |
| Georgia Tech | 1-0 | 1.000 | 1991 |
| Harvard | 1-0 | 1.000 | 2000 |
| HOUSTON | 11-2 | .867 | 2004 |
| Illinois | 2-0 | 1.000 | 1990 |
| Illinois State | 1-0 | 1.000 | 1981 |
| Indiana | 0-3 | .000 | 1993 |
| Iowa | 3-0 | 1.000 | 2000 |
| Jacksonville | 2-0 | 1.000 | 1989 |
| Kansas | 3-1 | .750 | 1995 |
| Kansas State | 1-0 | 1.000 | 1994 |
| KENTUCKY | 12-13 | .480 | 2004 |
| Lamar | 10-2 | .833 | 1995 |
| LOUISIANA-LAFAYETTE | 19-0 | 1.000 | 2004 |
| Louisiana-Monroe | 13-4 | .765 | 2003 |
| Louisian Tech | 7-0 | 1.000 | 2004 |
| McNeese State | 1-0 | 1.000 | 1986 |
| Miami (Fla.) | 2-3 | .400 | 1996 |
| Memphis State | 2-0 | 1.000 | 1989 |
| Michigan State | 1-0 | 1.000 | 1980 |
| Middle Tennessee State | 1-0 | 1.000 | 1980 |
| Minnesota | 3-0 | 1.000 | 1992 |
| MISSISSIPPI | 11-18 | .379 | 2004 |
| MISSISSIPPI STATE | 20-6 | .769 | 2004 |
| Miss. Women Univ. | 1-0 | 1.000 | 1979 |
| Nebraska | 1-0 | 1.000 | 1977 |
| New Mexico | 2-1 | .667 | 1989 |
| New Mexico State | 1-0 | 1.000 | 1982 |
| New Orleans | 5-0 | 1.000 | 1999 |
| Nicholls State | 8-0 | 1.000 | 1994 |
| North Carolina | 1-4 | .250 | 1995 |
| North Texas | 1-0 | 1.000 | 1981 |
| North Florida | 3-0 | 1.000 | 1990 |
| Northwestern Univ. | 1-0 | 1.000 | 1982 |
| Notre Dame | 4-1 | .800 | 1993 |
| OHIO STATE | 2-0 | 1.000 | 1999 |
| Oklahoma | 3-0 | 1.000 | 1987 |
| Oklahoma State | 1-3 | .250 | 1987 |
| Oral Roberts | 2-0 | 1.000 | 1981 |
| Oregon | 0-1 | .000 | 2002 |
| Pacific | 1-0 | 1.000 | 1986 |
| Pennsylvania | 1-0 | 1.000 | 1996 |

| Opponents | W - L | Pct. | Last Meeting |
|-----------------------|----------------|--------------|--------------|
| Pepperdine | 1-4 | .200 | 2000 |
| PURDUE | 4-1 | .800 | 2004 |
| RICE | 4-2 | .667 | 2004 |
| Richmond | 1-0 | 1.000 | 1999 |
| Rollins College | 1-7 | .125 | 1986 |
| San Diego | 1-0 | 1.000 | 1998 |
| San Diego State | 0-1 | .000 | 1979 |
| Spring Hill | 1-0 | 1.000 | 1994 |
| South Alabama | 4-1 | .800 | 1990 |
| Southern Cal. | 0-1 | .000 | 2000 |
| SOUTH CAROLINA | 1-14 | .067 | 2004 |
| South Florida | 2-3 | .400 | 1998 |
| SOUTHERN | 12-0 | 1.000 | 2004 |
| SMU | 14-3 | .823 | 2004 |
| Southern Miss | 2-0 | 1.000 | 1997 |
| SE Louisiana | 5-0 | 1.000 | 2000 |
| Southwest Texas State | 1-0 | 1.000 | 1976 |
| TENNESSEE | 11-18 | .580 | 2004 |
| Tenn-Chattanooga | 1-0 | 1.000 | 1980 |
| Texas | 4-6 | .400 | 1992 |
| Texas-Arlington | 3-0 | 1.000 | 1998 |
| TEXAS A&M | 12-15 | .444 | 2004 |
| Texas Christian | 12-6 | .667 | 1996 |
| Texas-El Paso | 1-0 | 1.000 | 1985 |
| Texas-Permian Basin | 5-1 | 1.000 | 1983 |
| Texas-San Antonio | 1-0 | 1.000 | 1990 |
| Texas Tech | 6-0 | 1.000 | 1999 |
| Trinity | 0-14 | .000 | 1990 |
| TULANE | 28-3 | .903 | 2004 |
| TULSA | 3-1 | .750 | 2004 |
| Tyler | 1-0 | 1.000 | 1984 |
| U.S. International | 0-2 | .000 | 1988 |
| Utah | 3-0 | 1.000 | 1987 |
| VANDERBILT | 14-14 | .500 | 2004 |
| Virginia | 1-0 | 1.000 | 1981 |
| Virginia Tech | 1-0 | 1.000 | 1990 |
| Wake Forest | 1-0 | 1.000 | 1981 |
| West Florida | 6-0 | 1.000 | 2001 |
| Wichita State | 1-0 | 1.000 | 1985 |
| William & Mary | 1-1 | .500 | 1997 |
| Wisconsin | 0-1 | .000 | 1980 |
| Others | 1-2 | .333 | - - - |
| TOTALS | 429-284 | .602 | |

All-Time Home Record: 248-108 (.697)
All-Time Road Record: 171-149 (.534)

2005 OPPONENTS IN BOLD FACE CAPS

All-Time Series Results

Alabama (22-8)

1976 W 8-1
1980 W 8-1
1981 W 8-1
1981 W 7-2
1982 L 4-5
1982 L 1-8
1983 W 8-1
1984 W 6-3
1985 W 6-3
1986 W 8-1
1986 W 6-3
1987 W 6-3
1988 L 3-6
1989 W 6-3
1990 W 6-3
1991 W 7-2
1991 W 5-1
1992 L 3-6
1993 L 4-5
1994 L 2-6
1995 W 5-4
1996 W 5-1
1997 W 6-3
1998 W 9-0
1999 W 8-1
2000 W 8-1
2001 W 5-2
2002 L 3-4
2003 L 0-7
2004 W 4-3

Alabama-Birmingham (1-0)

1989 W 8-1

Arizona State (0-5)

1980 L 4-5
1981 L 2-7
1982 L 2-7
1986 L 1-8
2004 L 1-4

Arkansas (16-9)

1977 W 9-0
1982 W 5-4
1983 L 3-6
1984 L 2-7
1988 W 7-2
1991 W 7-2
1992 W 6-0
1993 W 6-0
1994 L 4-5
1995 W 7-2
1996 L 1-5
1996 L 3-6
1997 W 5-1
1998 L 1-5
1998 L 2-5
1999 W 5-4
1999 L 2-5
2000 L 5-4
2000 W 5-2
2001 W 5-2
2002 W 7-0
2003 W 6-1
2004 W 6-1
2004 W 4-0

Army (1-0)

1992 W 6-0

Auburn (17-9)

1976 W 7-2
1977 W 9-0
1978 W 5-4
1982 W 6-3
1983 W 6-3
1984 L 3-6
1985 W 6-3
1986 W 6-3
1987 W 7-2

1988 L 4-5
1989 L 3-6
1990 W 6-3
1991 W 5-1
1992 W 6-3
1993 L 4-5
1994 L 3-6
1995 W 5-3
1996 L 1-5
1997 W 6-0
1997 W 6-0
1998 W 7-2
1999 L 4-5
2000 W 5-1
2001 W 4-3
2002 L 3-4
2003 W 5-2
2004 W 5-2

Baylor (5-0)

1984 W 9-0
1987 W 9-0
1988 W 9-0
1990 W 5-4
1998 W 5-0

Brigham Young (0-6)

1980 L 0-9
1981 L 1-8
1983 L 4-5
1986 L 3-6
1987 L 1-8
1988 L 3-6

Cal-Santa Barbara (1-0)

1986 W 6-3

Centenary (16-0)

1980 W 7-2
1981 W 8-1
1985 W 9-0
1988 W 8-1
1989 W 8-1
1990 W 9-0
1994 W 9-0
1995 W 9-0
1997 W 9-0
1998 W 9-0
1999 W 9-0
2000 W 6-0
2001 W 7-0
2002 W 5-1
2003 W 7-0
2004 W 6-1

Clemson (1-3)

1979 W 8-1
1981 L 3-6
1982 L 4-5
1988 L 2-7

Colorado (1-0)

1987 W 6-2

Duke (1-0)

1986 W 7-2

East Tennessee State (1-0)

1990 W 7-0

Florida (0-29)

1976 L 2-7
1978 L 1-8
1979 L 0-6
1983 L 0-9
1984 L 1-5
1985 L 1-8
1986 L 0-9
1987 L 1-8
1988 L 0-9
1989 L 0-9

1990 L 0-9
1991 L 1-5
1992 L 0-8
1992 L 1-5
1993 L 0-6
1994 L 1-5
1995 L 0-6
1995 L 0-5
1996 L 0-9
1997 L 0-9
1998 L 1-8
1999 L 1-8
2000 L 2-7
2000 L 1-5
2001 L 1-6
2002 L 0-7
2003 L 0-7
2004 L 0-7
2004 L 1-4

Florida International (1-0)

1993 W 6-0

Florida State (7-6)

1976 L 4-5
1979 W 5-4
1980 W 7-2
1982 L 3-6
1985 W 7-2
1988 W 5-4
1990 W 5-4
1991 L 4-5
2000 L 4-5
2001 W 4-3
2002 L 3-4
2003 L 3-4
2004 W 4-3

Florida Southern (1-0)

1989 W 9-0

Furman (0-1)

2002 L 4-1

Georgia (1-25)

1982 L 0-9
1983 L 2-7
1983 L 3-6
1984 L 1-8
1985 L 4-5
1985 W 6-3
1986 L 3-6
1987 L 2-7
1988 L 2-7
1989 L 0-9
1990 L 1-8
1991 L 2-7
1991 L 0-6
1992 L 4-5
1993 L 0-6
1994 L 0-9
1995 L 2-7
1995 L 0-5
1996 L 4-5
1997 L 4-5
1998 L 1-8
1999 L 1-8
2000 L 3-6
2001 L 1-5
2002 L 0-7
2003 L 0-6
2004 L 0-7

Georgia Tech (1-0)

1991 W 8-1

Harvard (1-0)

2000 W 8-1

Houston (11-2)

1978 W 9-0
1978 W 9-0
1978 W 9-0
1979 W 8-1
1979 W 7-2
1980 W 9-0
1984 L 2-7
1990 L 2-5
1999 W 7-2
2000 W 7-2
2001 W 6-1
2002 W 4-3
2003 W 7-0

Illinois (2-0)

1981 W 9-0
1990 W 7-2

Illinois State (1-0)

1981 W 9-0

Indiana (0-3)

1980 L 4-5
1991 L 0-6
1993 L 1-8

Iowa (3-0)

1980 W 8-1
1991 W 9-0
2000 W 5-3

Jacksonville (2-0)

1988 W 8-0
1989 W 8-1

Kansas (3-1)

1979 W 9-0
1987 W 6-3
1994 L 1-8
1995 W 6-3

Kansas State (1-0)

1994 W 6-3

Kentucky (12-13)

1983 W 6-3
1984 W 5-4
1985 W 5-4
1986 L 4-5
1987 L 3-6
1988 L 0-9
1989 L 2-7
1990 L 3-6
1991 W 5-3
1992 W 5-4
1993 W 5-1
1993 L 4-5
1994 L 1-5
1995 W 5-3
1996 W 5-3
1997 W 5-4
1998 L 3-6
1999 L 1-8
2000 W 6-3
2001 L 1-6
2002 W 4-3
2002 L 1-4
2003 L 0-7
2004 W 4-3

Lamar (10-2)

1976 L 4-5
1977 W 5-4
1978 W 5-1
1979 W 8-1
1979 W 9-0
1981 W 7-2
1983 L 3-6
1986 W 8-1
1989 W 9-0

1990 W 5-1
1994 W 9-0
1995 W 9-0

Louisiana-Lafayette (20-0)

1976 W 9-0
1976 W 6-3
1977 W 8-1
1977 W 7-2
1978 W 9-0
1980 W 9-0
1981 W 9-0
1984 W 8-1
1984 W 7-2
1985 W 9-0
1985 W 9-0
1986 W 8-1
1986 W 7-2
1987 W 7-2
1987 W 8-1
1989 W 6-3
1990 W 7-2
1991 W 6-0
1998 W 7-1
2004 W 7-0

Louisiana-Monroe (13-4)

1976 W 9-0
1977 W 9-0
1978 W 6-3
1978 W 5-4
1979 L 2-7
1979 L 2-7
1980 W 7-2
1980 W 5-4
1980 L 3-6
1981 W 6-3
1981 W 6-3
1984 L 4-5
1991 W 7-2
1992 W 8-1
2001 W 6-1
2002 W 7-0
2003 W 7-0

Louisiana Tech (6-0)

1978 W 9-0
1979 W 9-0
1984 W 9-0
1986 W 9-0
2002 W 6-0
2003 W 7-0
2004 W 7-0

McNeese State (1-0)

1986 W 7-2

Miami-Fla. (3-3)

1978 L 3-6
1980 L 0-9
1992 W 5-4
1993 L 3-6
1996 W 5-4
1998 W 5-3

Memphis (2-0)

1982 W 6-3
1989 W 6-3

Michigan State (1-0)

1980 W 8-1

Middle Tennessee State (1-0)

1980 W 9-0

Minnesota (3-0)

1979 W 7-2
1991 W 7-2
1992 W 7-2

Mississippi (11-18)

1978 W 9-0
1979 W 8-1
1980 W 6-3
1981 L 4-5
1982 L 2-7
1983 L 2-7
1984 L 3-6
1985 L 3-6
1986 W 8-1
1987 W 5-4
1988 W 5-4
1989 W 5-4
1990 W 6-3
1991 W 5-1
1992 L 4-5
1993 L 1-8
1994 L 1-7
1995 L 1-5
1996 L 1-5
1997 L 0-9
1998 L 4-5
1999 L 2-7
2000 L 0-6
2001 L 2-5
2001 L 1-4
2002 L 3-4
2003 W 4-3
2004 W 4-3

Mississippi State (19-7)

1977 W 9-0
1983 W 5-4
1983 W 5-1
1984 L 4-5
1985 W 6-3
1986 W 5-4
1987 W 6-3
1988 L 3-6
1989 L 3-6
1990 W 7-2
1991 W 6-0
1992 W 5-4
1993 W 6-0
1994 W 6-0
1995 W 5-1
1995 W 5-0
1996 W 6-3
1997 W 5-4
1998 W 6-3
1999 L 1-5
2000 L 3-6
2001 W 4-3
2001 L 1-4
2002 W 7-0
2003 W 4-3
2003 L 3-4
2004 W 5-2

Miss. Women Univ. (1-0)

1979 W 9-0

Nebraska (1-0)

1977 W 9-0

New Mexico (2-1)

1982 W 7-2
1985 W 8-1
1989 L 4-5

New Mexico State (1-0)

1982 W 8-1

New Orleans (5-0)

1989 W 9-0
1995 W 9-0
1996 W 8-1
1997 W 6-0
1999 W 6-0

INTRO

PREVIEW

COACHES

LADY TIGERS

2004 REVIEW

HISTORY

LSU

All-Time Series Results

INTRO

PREVIEW

COACHES

LADY TIGERS

2004 REVIEW

HISTORY

LSU

Nicholls State (8-0)

1976 W 9-0
1976 W 9-0
1977 W 9-0
1977 W 8-1
1978 W 9-0
1992 W 6-0
1993 W 7-2
1994 W 5-1

North Carolina (1-4)

1980 L 4-5
1981 L 2-7
1982 L 2-7
1983 L 3-6
1995 W 7-2

North Texas (1-0)

1981 W 5-4

North Florida (3-0)

1988 W 5-1
1989 W 8-1
1990 W 9-0

Northwestern State (16-1)

1976 W 9-0
1976 W 9-0
1977 W 8-1
1978 W 7-2
1979 W 8-1
1979 W 8-1
1980 W 5-4
1980 W 7-2
1980 W 8-1
1981 W 9-0
1982 L 2-7
1984 W 7-2
1985 W 8-1
1987 W 8-1
1988 W 5-1
1989 W 9-0
1991 W 8-0

Notre Dame (4-1)

1977 W 9-0
1982 W 8-1
1991 W 6-2
1992 W 7-2
1993 L 1-8

Ohio State (2-0)

1999 W 5-2
2003 W 5-2

Oklahoma (3-0)

1980 W 8-1
1981 W 8-1
1987 W 9-0

Oklahoma State (1-3)

1981 W 6-3
1982 L 3-6
1983 L 1-5
1987 L 2-7

Oral Roberts (2-0)

1980 W 9-0
1981 W 9-0

Oregon (0-1)

2002 L 2-5

Pacific (1-0)

1986 W 5-4

Pennsylvania (1-0)

1996 W 8-1

Pepperdine (1-4)

1979 L 2-7
1984 L 0-9
1986 L 4-5
1999 L 1-5
2000 W 5-4

Purdue (4-1)

2000 W 7-2
2001 W 5-2
2002 W 5-2
2003 L 2-5
2004 W 4-3

Rice (4-2)

1989 L 4-5
1990 L 4-5
1996 W 6-3
1996 W 5-3
1997 W 6-3
2004 W 6-1

Rollins College (1-7)

1976 L 3-6
1977 L 0-9
1978 L 3-6
1979 L 0-9
1980 L 2-7
1982 L 1-8
1983 L 1-8
1986 W 7-2

San Diego (1-0)

1998 W 5-4

Spring Hill (1-0)

1994 W 9-0

South Alabama (4-1)

1982 W 5-4
1984 W 5-4
1985 W 5-1
1989 L 2-6
1990 W 6-0

Southern California (0-1)

2000 L 2-5

South Carolina (1-14)

1985 W 5-4
1992 L 1-5
1993 L 1-5
1994 L 1-5
1994 L 2-5
1995 L 1-5
1996 L 0-6
1997 L 4-5
1998 L 4-5
1999 L 2-7
2000 L 4-5
2001 L 2-5
2002 L 1-6
2003 L 2-5
2004 L 1-6

South Florida (2-3)

1980 L 4-5
1986 L 3-6
1986 L 1-5
1988 W 8-1
1998 W 5-4

SE Louisiana (5-0)

1984 W 9-0
1984 W 9-0
1996 W 5-1
1999 W 6-0
2000 W 6-0

Southern (10-0)

1994 W 6-0
1995 W 6-0
1996 W 6-0
1997 W 6-0
1998 W 6-0
1999 W 6-0
2000 W 6-0
2001 W 6-0
2002 W 5-1
2003 W 6-0
2004 W 7-0
2004 W 7-0

Southern Methodist (13-3)

1976 L 3-6
1977 W 6-3
1977 W 5-0
1978 W 5-4
1979 L 1-8
1991 W 5-4
1993 W 5-1
1995 W 8-1
1997 W 8-1
1998 W 8-1
1999 W 8-1
2000 W 8-1
2001 W 5-2
2002 W 4-3
2003 W 5-2
2004 L 2-5

Southern Mississippi (2-0)

1995 W 7-1
1997 W 7-2

Southwest Texas State (1-0)

1976 W 9-0

Tennessee (11-18)

1980 L 3-6
1983 L 3-6
1984 W 6-3
1985 W 6-3
1986 W 8-1
1987 W 6-2
1988 L 2-7
1989 L 2-7
1990 L 0-9
1990 L 2-5
1991 W 5-4
1992 L 2-7
1993 L 4-5
1994 W 5-4
1995 L 4-5
1995 W 5-3
1995 W 5-3
1996 L 0-6
1997 L 4-5
1997 L 4-5
1997 L 2-5
1998 W 5-4
1999 W 5-4
2000 L 4-5
2001 L 1-6
2002 L 1-6
2003 L 1-6
2004 L 1-6
2004 W 4-3

Tenn.-Chattanooga (1-0)

1980 W 5-4

Texas (4-6)

1977 L 1-5
1977 W 5-4
1979 W 5-4
1979 W 7-2
1980 W 5-4
1985 L 2-7
1987 L 3-6
1988 L 2-7
1991 L 1-8
1992 L 0-6

Texas-Arlington (3-0)

1996 W 6-0
1997 W 9-0

Texas A&M (12-15)

1978 W 9-0
1979 W 8-1
1979 W 7-2
1980 W 8-1
1982 L 3-6
1984 W 5-4
1984 L 3-6
1985 L 4-5
1986 L 1-8
1987 W 5-4
1988 L 3-6
1989 L 4-5
1992 W 8-1
1993 W 5-2
1994 L 3-5
1995 W 5-1
1996 L 3-5
1997 L 3-6
1997 W 5-0
1998 L 4-5
1999 L 4-5
2000 W 5-4
2001 L 2-5
2002 L 3-4
2003 L 2-5
2003 L 4-0
2004 W 4-3

Texas Christian (12-6)

1977 W 7-2
1978 W 7-2
1979 W 6-3
1979 W 5-4
1980 W 5-4
1980 L 1-8
1981 L 4-5
1981 L 1-5
1982 L 3-6
1983 W 5-4
1984 L 1-8
1988 L 2-5
1991 W 5-3
1992 W 8-1
1993 W 5-2
1994 W 6-3
1995 W 9-0
1996 W 5-1

Texas El-Paso (1-0)

1985 W 9-0

Texas Permian Basin (5-1)

1977 W 6-0
1978 W 8-1
1980 L 4-5
1980 W 6-3
1982 W 5-1
1983 W 6-0

Texas-San Antonio (1-0)

1990 W 6-3

Texas Tech (6-0)

1977 W 9-0
1977 W 5-1
1978 W 8-1
1981 W 7-2
1982 W 7-2
1999 W 9-0

Trinity (0-14)

1977 L 3-6
1977 L 2-7
1978 L 1-8
1978 L 2-7
1979 L 1-8
1979 L 4-5
1979 L 2-7
1980 L 2-7
1981 L 2-7
1981 L 0-5
1982 L 0-6
1982 L 0-9
1985 L 1-8
1990 L 4-5

Tulane (27-3)

1977 W 9-0
1978 W 9-0
1978 W 9-0
1979 W 8-1
1980 W 5-1
1981 W 9-0
1984 W 6-3
1984 L 4-5
1985 W 5-3
1985 W 5-4
1986 W 8-1
1986 W 6-3
1987 W 8-1
1987 W 5-4
1989 W 9-0
1990 W 6-0
1991 W 9-0
1992 W 6-0
1993 W 6-0
1994 L 3-6
1995 W 5-1
1996 W 6-3
1997 W 6-3
1997 W 5-1
1998 W 9-0
1999 W 5-4
2000 W 6-3
2001 W 4-3
2002 W 5-2
2003 W 4-3
2004 L 2-5

Tulsa (3-1)

2001 W 4-1
2002 W 5-2
2003 L 3-4
2004 W 5-2

Tyler (1-0)

1984 W 5-4

U.S. International (0-2)

1985 L 1-8
1988 L 2-7

Utah (3-0)

1981 W 7-2
1982 W 5-4
1987 W 7-2

Vanderbilt (14-14)

1979 W 8-1
1979 W 8-1
1982 L 3-6
1982 W 5-4
1983 W 9-0
1984 W 6-3
1985 W 6-3
1986 W 8-1
1987 W 8-1
1988 L 2-7
1989 W 5-4
1990 W 7-1
1991 W 6-1
1992 L 4-5
1992 W 5-0
1993 W 9-0
1994 L 1-5
1995 L 4-5
1996 L 1-6
1996 L 2-5
1997 W 5-4
1998 L 2-7
1999 L 2-6
2000 L 3-6
2001 L 1-6
2002 L 3-4
2003 L 0-7
2004 L 0-7

Virginia (1-0)

1981 W 9-0

Virginia Tech (1-0)

1990 W 8-0

Wake Forest (1-0)

1981 W 8-1

West Florida (6-0)

1996 W 9-0
1997 W 9-0
1998 W 9-0
1999 W 9-0
2000 W 8-1
2001 W 7-0

Wichita State (1-0)

1985 W 5-1

William & Mary (1-1)

1981 W 7-2
1997 L 2-7

Wisconsin (0-1)

1980 L 3-6

Year-by-Year Results

1976 (11-5)

Coach: Pat Newman
Louisiana AIAW Champions

| | | |
|-----------------------|---|-----|
| Northwestern State | W | 9-0 |
| at Lamar | L | 4-5 |
| Nicholls State | W | 9-0 |
| at SMU | L | 3-6 |
| at Florida | L | 2-7 |
| USL | W | 9-0 |
| Northeast La. | W | 9-0 |
| Alabama | W | 8-1 |
| Auburn | W | 7-2 |
| at Florida State | L | 4-5 |
| at Rollins College | L | 3-6 |
| Southwest Texas State | W | 9-0 |
| TCU | W | 7-2 |
| Nicholls State | W | 9-0 |
| Northwestern State | W | 9-0 |
| USL | W | 6-3 |

1977 (19-4)

Coach: Pat Newman
Louisiana AIAW Champions

| | | |
|----------------------|---|-----|
| Mississippi State | W | 9-0 |
| Auburn | W | 9-0 |
| Tulane | W | 9-0 |
| Texas Tech | W | 9-0 |
| Arkansas | W | 9-0 |
| Northeast La. | W | 9-0 |
| at Rollins College | L | 0-9 |
| USL | W | 8-1 |
| Northwestern State | W | 8-1 |
| Nicholls State | W | 9-0 |
| vs. Notre Dame | W | 9-0 |
| at Lamar | W | 5-4 |
| Nebraska | W | 9-0 |
| at Tx. Permian-Basin | W | 6-0 |
| at Texas Tech | W | 5-1 |
| at SMU | W | 6-3 |
| vs. Texas | L | 1-5 |
| vs. Trinity | L | 3-6 |
| vs. Texas | W | 5-4 |
| at SMU | W | 5-0 |
| at USL | W | 7-2 |
| at Nicholls State | W | 8-1 |
| Trinity | L | 2-7 |

1978 (19-5)

Coach: Pat Newman
Louisiana AIAW Champions

| | | |
|---------------------|---|-----|
| Miami | L | 3-6 |
| Texas A&M | W | 9-0 |
| Lamar | W | 5-1 |
| Houston | W | 9-0 |
| Houston | W | 9-0 |
| Northeast La. | W | 6-3 |
| Auburn | W | 5-4 |
| TCU | W | 7-2 |
| Ole Miss | W | 9-0 |
| Houston | W | 9-0 |
| Northeast La. | W | 5-4 |
| Texas Tech | W | 8-1 |
| Texas Permian-Basin | W | 8-1 |
| Trinity | L | 1-8 |
| SMU | W | 5-4 |
| Trinity | L | 2-7 |
| Florida | L | 1-8 |
| Rollins College | L | 3-6 |
| USL | W | 9-0 |
| Nicholls State | W | 9-0 |
| Tulane | W | 9-0 |
| Louisiana Tech | W | 9-0 |

| | | |
|--------------------|---|-----|
| Northwestern State | W | 7-2 |
| Tulane | W | 9-0 |

1979 (22-10)

Coach: Pat Newman
Louisiana AIAW Runner-up

| | | |
|----------------------|---|-----|
| at TCU | W | 6-3 |
| at Lamar | W | 8-1 |
| at Texas A&M | W | 8-1 |
| vs. Clemson | W | 8-1 |
| at Vanderbilt | W | 8-1 |
| Ole Miss | W | 8-1 |
| Houston | W | 8-1 |
| at Florida State | W | 5-4 |
| at Rollins College | L | 0-9 |
| Miss. Women's Univ. | W | 9-0 |
| Vanderbilt | W | 8-1 |
| Northwestern State | W | 8-1 |
| Tulane | W | 8-1 |
| Kansas | W | 9-0 |
| Northeast La. | L | 2-7 |
| Texas A&M | W | 7-2 |
| Minnesota | W | 7-2 |
| Lamar | W | 9-0 |
| at SMU | L | 1-8 |
| Trinity | L | 1-8 |
| Florida | L | 0-6 |
| at Trinity | L | 4-5 |
| at Texas | W | 5-4 |
| at Houston | W | 7-2 |
| vs. Louisiana Tech | W | 9-0 |
| vs. Northwestern St. | W | 8-1 |
| at Northeast La. | L | 2-7 |
| Texas | W | 7-2 |
| TCU | W | 5-4 |
| Trinity | L | 2-7 |
| vs. Pepperdine | L | 2-7 |
| vs. San Diego State | L | 2-7 |

1980 (22-13)

Coach: Karen McCarter Elliot
Louisiana AIAW Champions
Final Rank: (t)No. 18

| | | |
|-----------------------|---|-----|
| at South Florida | L | 4-5 |
| at Rollins College | L | 2-7 |
| Texas A&M | W | 8-1 |
| Alabama | W | 8-1 |
| Tenn.-Chattanooga | W | 5-4 |
| vs. Iowa | W | 8-1 |
| at Indiana | L | 4-5 |
| vs. Wisconsin | L | 3-6 |
| North Carolina | L | 4-5 |
| Northeast La. | W | 7-2 |
| Ole Miss | W | 6-3 |
| Texas | W | 5-4 |
| Miami | L | 0-9 |
| Houston | W | 9-0 |
| Tennessee | L | 3-6 |
| Tulane | W | 5-1 |
| Michigan State | W | 8-1 |
| vs. Oklahoma | W | 8-1 |
| vs. Trinity | L | 2-7 |
| vs. TCU | W | 5-4 |
| vs. Tx-Permian-Basin | L | 4-5 |
| Centenary | W | 7-2 |
| Middle Tenn. State | W | 9-0 |
| Northwestern State | W | 5-4 |
| at Northwestern State | W | 7-2 |
| USL | W | 9-0 |
| Northwestern State | W | 8-1 |
| Northeast La. | W | 5-4 |
| Florida State | W | 7-2 |
| Oral Roberts | W | 9-0 |
| TCU | L | 1-8 |

| | | |
|---------------------|---|-----|
| Northeast La. | L | 3-6 |
| Texas Permian-Basin | W | 6-3 |
| Brigham Young | L | 0-9 |
| Arizona State | L | 4-5 |

1981 (21-9)

Coach: Betty Sue Hagerman
Louisiana AIAW Champions

| | | |
|--------------------|---|-----|
| at Northeast La. | W | 6-3 |
| at Ole Miss | L | 4-5 |
| vs. Utah | W | 7-2 |
| at Brigham Young | L | 1-8 |
| vs. Arizona State | L | 2-7 |
| Illinois State | W | 9-0 |
| Oklahoma State | W | 6-3 |
| Oral Roberts | W | 9-0 |
| Oklahoma | W | 8-1 |
| Alabama | W | 8-1 |
| Illinois | W | 9-0 |
| vs. Lamar | W | 7-2 |
| at SMU | W | 5-4 |
| vs. Trinity | L | 2-7 |
| vs. TCU | L | 4-5 |
| Tulane | W | 9-0 |
| Centenary | W | 8-1 |
| at Alabama | W | 7-2 |
| at Clemson | L | 3-6 |
| at North Carolina | L | 2-7 |
| at Wake Forest | W | 8-1 |
| at William & Mary | W | 7-2 |
| at Virginia | W | 9-0 |
| USL | W | 9-0 |
| Northwestern State | W | 9-0 |
| Northeast La. | W | 6-3 |
| vs. Texas Tech | W | 7-2 |
| at North Texas | W | 5-4 |
| vs. Trinity | L | 0-5 |
| vs. TCU | L | 1-5 |

1982 (11-16)

Coach: Betty Sue Hagerman

| | | |
|---------------------|---|-----|
| Texas Tech | W | 7-2 |
| Oklahoma State | L | 3-6 |
| New Mexico | W | 7-2 |
| Florida State | L | 3-6 |
| Auburn | W | 6-3 |
| Clemson | L | 4-5 |
| Vanderbilt | L | 3-6 |
| Arizona State | L | 2-7 |
| Northwestern State | L | 2-7 |
| Utah | W | 5-4 |
| Alabama | L | 4-5 |
| Memphis State | W | 6-3 |
| Arkansas | W | 5-4 |
| Ole Miss | L | 2-7 |
| New Mexico State | W | 8-1 |
| Notre Dame | W | 8-1 |
| Texas Permian-Basin | W | 5-1 |
| TCU | L | 3-6 |
| Trinity | L | 0-6 |
| Trinity | L | 0-9 |
| Rollins College | L | 1-8 |
| North Carolina | L | 2-7 |
| Texas A&M | L | 3-6 |
| South Alabama | W | 5-4 |
| Georgia | L | 0-9 |
| Vanderbilt | W | 5-4 |
| Alabama | L | 1-8 |

1983 (8-11)

Coach: Betty Sue Hagerman

| | | |
|-----------------|---|-----|
| Rollins College | L | 1-8 |
| Arkansas | L | 3-6 |

INTRO
PREVIEW
COACHES
LADY TIGERS
2004 REVIEW

HISTORY

LSU

Year-by-Year Results

- INTRO
- PREVIEW
- COACHES
- LADY TIGERS
- 2004 REVIEW
- HISTORY**
- LSU

| | | |
|----------------------|---|-----|
| Alabama | W | 8-1 |
| Brigham Young | L | 4-5 |
| North Carolina | L | 3-6 |
| Vanderbilt | W | 9-0 |
| Oklahoma State | L | 1-5 |
| TCU | W | 5-4 |
| Lamar | L | 3-6 |
| Texas-Permian Basin | W | 6-0 |
| at Ole Miss | L | 2-7 |
| Tennessee | L | 3-6 |
| at Florida | L | 0-9 |
| at Georgia | L | 2-7 |
| at Mississippi State | W | 5-4 |
| Mississippi State | W | 5-1 |
| Georgia | L | 3-6 |
| Kentucky | W | 6-3 |
| Auburn | W | 6-3 |

1984 (15-13)

Coach: Phillip Campbell

| | | |
|---------------------|---|-----|
| at Baylor | W | 9-0 |
| at TCU | L | 1-8 |
| South Alabama | W | 5-4 |
| at Texas A&M | W | 5-4 |
| Ole Miss | L | 3-6 |
| USL | W | 8-1 |
| Pepperdine | L | 0-9 |
| Houston | L | 2-7 |
| Texas A&M | L | 3-6 |
| Louisiana Tech | W | 9-0 |
| Northeast La. | L | 4-5 |
| Arkansas | L | 2-7 |
| Tyler | W | 5-4 |
| SE Louisiana | W | 9-0 |
| at Tulane | W | 6-3 |
| at USL | W | 7-2 |
| at Northwestern St. | W | 7-2 |
| at SE Louisiana | W | 9-0 |
| at Vanderbilt | W | 6-3 |
| at Tennessee | W | 6-3 |
| Tulane | L | 4-5 |
| Kentucky | W | 5-4 |
| Mississippi State | L | 4-5 |
| at Alabama | W | 6-3 |
| at Auburn | L | 3-6 |
| Georgia | L | 1-8 |
| Florida | L | 1-5 |

1985 (19-7)

Coach: Phillip Campbell

| | | |
|----------------------|---|-----|
| Centenary | W | 9-0 |
| Tulane | W | 5-3 |
| Alabama | W | 6-3 |
| at South Carolina | W | 5-4 |
| at Georgia | L | 4-5 |
| Georgia | W | 6-3 |
| Florida State | W | 7-2 |
| U.S. International | L | 1-8 |
| Vanderbilt | W | 6-3 |
| at Mississippi State | W | 6-3 |
| at Kentucky | W | 5-4 |
| Florida | L | 1-8 |
| at Tulane | W | 5-4 |
| at Texas | L | 2-7 |
| at Texas A&M | L | 4-5 |
| at Trinity | L | 1-8 |
| Texas-El Paso | W | 9-0 |
| Wichita State | W | 5-1 |
| New Mexico | W | 8-1 |
| USL | W | 9-0 |
| Auburn | W | 6-3 |
| Northwestern State | W | 8-1 |
| South Alabama | W | 5-1 |
| Tennessee | W | 6-3 |

| | | |
|-------------|---|-----|
| at USL | W | 9-0 |
| at Ole Miss | L | 3-6 |

1986 (18-9)

Coach: Phillip Campbell

| | | |
|---------------------|---|-----|
| Texas A&M | L | 1-8 |
| Louisiana Tech | W | 9-0 |
| Georgia | L | 3-6 |
| at Auburn | W | 6-3 |
| at Alabama | W | 8-1 |
| South Florida | L | 3-6 |
| Duke | W | 7-2 |
| Rollins College | W | 7-2 |
| Lamar | W | 8-1 |
| at Tulane | W | 8-1 |
| at McNeese | W | 7-2 |
| USL | W | 8-1 |
| Mississippi State | W | 5-4 |
| at Florida | L | 0-9 |
| at Arizona State | L | 1-8 |
| at UC-Santa Barbara | W | 6-3 |
| at Pacific | W | 5-4 |
| at Pepperdine | L | 4-5 |
| Brigham Young | L | 3-6 |
| Alabama | W | 6-3 |
| South Florida | L | 1-5 |
| at USL | W | 7-2 |
| at Vanderbilt | W | 8-1 |
| at Tennessee | W | 8-1 |
| Tulane | W | 6-3 |
| Ole Miss | W | 8-1 |
| Kentucky | L | 4-5 |

1987 (17-6)

Coach: Phillip Campbell

| | | |
|----------------------|---|-----|
| USL | W | 7-2 |
| at Texas A&M | W | 5-4 |
| at Baylor | W | 9-0 |
| at Tulane | W | 8-1 |
| at Texas | L | 3-6 |
| Florida | L | 1-8 |
| Auburn | W | 7-2 |
| at Tennessee | W | 6-2 |
| Kansas | W | 6-3 |
| Utah | W | 7-2 |
| Brigham Young | L | 1-8 |
| Colorado | W | 6-2 |
| Northwestern State | W | 8-1 |
| Tulane | W | 5-4 |
| at Ole Miss | W | 5-4 |
| at Georgia | L | 2-7 |
| at USL | W | 8-1 |
| Alabama | W | 6-3 |
| at Oklahoma | W | 9-0 |
| at Oklahoma State | L | 2-7 |
| at Mississippi State | W | 6-3 |
| at Kentucky | L | 3-6 |
| at Vanderbilt | W | 8-1 |

1988 (10-14)

Coach: Phillip Campbell

| | | |
|-----------------------|---|-----|
| Centenary | W | 8-1 |
| Texas A&M | L | 3-6 |
| Auburn | L | 4-5 |
| Alabama | L | 3-6 |
| Clemson | L | 2-7 |
| U.S. Interanational | L | 2-7 |
| Brigham Young | L | 3-6 |
| at Baylor | W | 9-0 |
| at Texas | L | 2-7 |
| Mississippi State | L | 3-6 |
| at Northwestern State | W | 5-1 |
| Arkansas | W | 7-2 |

| | | |
|------------------|---|-----|
| Georgia | L | 2-7 |
| TCU | L | 2-5 |
| at Florida State | W | 5-4 |
| at Florida | L | 0-9 |
| at South Florida | W | 8-1 |
| at Jacksonville | W | 8-0 |
| at North Florida | W | 5-1 |
| Ole Miss | W | 5-4 |
| at Vanderbilt | L | 2-7 |
| at Tennessee | L | 2-7 |
| at Centenary | W | 9-0 |
| Kentucky | L | 0-9 |

1989 (14-10)

Coach: Geoff Macdonald

| | | |
|----------------------|---|-----|
| Centenary | W | 8-1 |
| New Orleans | W | 9-0 |
| South Alabama | L | 2-6 |
| at Ala-Birmingham | W | 8-1 |
| at Georgia | L | 0-9 |
| at Rice | L | 4-5 |
| at Texas A&M | L | 4-5 |
| at New Mexico | L | 4-5 |
| Tennessee | L | 2-7 |
| Northwestern State | W | 9-0 |
| at Mississippi State | L | 3-6 |
| at USL | W | 6-3 |
| Vanderbilt | W | 5-4 |
| Florida | L | 0-9 |
| at North Florida | W | 8-1 |
| at Jacksonville | W | 8-1 |
| at Florida Southern | W | 9-0 |
| at Ole Miss | W | 5-4 |
| at Memphis State | W | 6-3 |
| Alabama | W | 6-3 |
| at Kentucky | L | 2-7 |
| Auburn | L | 3-6 |
| Lamar | W | 9-0 |
| Tulane | W | 9-0 |

1990 (17-8)

Coach: Geoff Macdonald

| | | |
|--------------------------|---|-----|
| North Florida | W | 9-0 |
| Centenary | W | 9-0 |
| South Alabama | W | 6-0 |
| at Tulane | W | 6-0 |
| USL | W | 7-2 |
| Alabama | W | 6-3 |
| East Tennessee | W | 7-0 |
| Illinois | W | 7-2 |
| Mississippi State | W | 7-2 |
| at Florida State | W | 5-4 |
| at Florida | L | 0-9 |
| Kentucky | L | 3-6 |
| Virginia Tech | W | 8-0 |
| Rice | L | 4-5 |
| Georgia | L | 1-8 |
| at Tennessee | L | 0-9 |
| at Vanderbilt | W | 7-1 |
| Ole Miss | W | 6-3 |
| at Tex.-San Antonio | W | 6-3 |
| at Houston | L | 2-5 |
| at Baylor | W | 5-4 |
| at Trinity | L | 4-5 |
| at Lamar | W | 5-1 |
| at Auburn | W | 6-3 |
| SEC CHAMPIONSHIPS | | |
| Tennessee | L | 2-5 |

Year-by-Year Results

1991 (19-6)

Coach: Geoff Macdonald
NCAA Final 20
Final Rank: (†)No. 18

| | | |
|---------------------------|---|-----|
| at Georgia Tech | W | 8-1 |
| at Georgia | L | 2-7 |
| Northwestern State | W | 8-0 |
| Florida State | L | 4-5 |
| at Iowa | W | 9-0 |
| at Minnesota | W | 7-2 |
| at Notre Dame | W | 6-2 |
| Auburn | W | 5-1 |
| Northeast La. | W | 7-2 |
| Florida | L | 1-5 |
| Vanderbilt | W | 6-1 |
| TCU | W | 5-3 |
| at Mississippi State | W | 6-0 |
| at Ole Miss | W | 5-1 |
| at Texas | L | 1-8 |
| at Arkansas | W | 7-2 |
| at SMU | W | 5-4 |
| Tulane | W | 9-0 |
| at USL | W | 6-0 |
| Alabama | W | 7-2 |
| Tennessee | W | 5-4 |
| at Kentucky | W | 5-3 |
| SEC CHAMPIONSHIPS | | |
| Alabama | W | 5-1 |
| Georgia | L | 0-6 |
| NCAA CHAMPIONSHIPS | | |
| Indiana | L | 3-5 |

1992 (14-9)

Coach: Tony Minnis
Final Rank: No. 21

| | | |
|--------------------------|---|-----|
| Northeast La. | W | 8-1 |
| Nicholls State | W | 6-0 |
| Texas A&M | W | 8-1 |
| Minnesota | W | 7-2 |
| at Miami | W | 5-4 |
| at Florida | L | 0-8 |
| at Arkansas | W | 6-0 |
| at TCU | W | 6-3 |
| at Texas | L | 0-6 |
| South Carolina | L | 1-5 |
| at Alabama | L | 3-6 |
| Army | W | 6-0 |
| Tulane | W | 6-0 |
| Kentucky | W | 5-4 |
| Georgia | L | 4-5 |
| at Auburn | W | 6-3 |
| Ole Miss | L | 4-5 |
| Mississippi State | W | 5-4 |
| Notre Dame | W | 7-2 |
| at Vanderbilt | L | 4-5 |
| at Tennessee | L | 2-7 |
| SEC CHAMPIONSHIPS | | |
| Vanderbilt | W | 5-0 |
| Florida | L | 1-5 |

1993 (10-11)

Coach: Tony Minnis

| | | |
|----------------|---|-----|
| Nicholls State | W | 7-2 |
| Texas A&M | W | 5-2 |
| at Notre Dame | L | 1-8 |
| at Indiana | L | 1-8 |
| Arkansas | W | 6-0 |
| Vanderbilt | W | 9-0 |
| Florida | L | 0-6 |
| TCU | W | 5-2 |
| Tennessee | L | 4-5 |
| Alabama | L | 4-5 |
| SMU | W | 5-1 |

| | | |
|--------------------------|---|-----|
| at South Carolina | L | 1-5 |
| at Georgia | L | 0-6 |
| at Mississippi State | W | 6-0 |
| at Tulane | W | 6-0 |
| at Florida Intl. | W | 6-0 |
| at Miami | L | 3-6 |
| at Ole Miss | L | 1-8 |
| Auburn | L | 4-5 |
| at Kentucky | W | 5-1 |
| SEC CHAMPIONSHIPS | | |
| Kentucky | L | 4-5 |

1994 (9-13)

Coach: Tony Minnis
Final Rank: (†)No. 50

| | | |
|--------------------------|---|-----|
| Spring Hill | W | 9-0 |
| Centenary | W | 9-0 |
| Texas A&M | L | 3-5 |
| at Lamar | W | 9-0 |
| at TCU | W | 6-3 |
| at Kansas State | W | 6-3 |
| at Kansas | L | 1-8 |
| at Arkansas | L | 4-5 |
| Mississippi State | W | 6-0 |
| at Alabama | L | 2-6 |
| Kentucky | L | 1-5 |
| Georgia | L | 0-9 |
| Nicholls State | W | 5-1 |
| at Auburn | L | 3-6 |
| at Florida | L | 1-5 |
| Tulane | L | 3-6 |
| Ole Miss | L | 1-7 |
| South Carolina | L | 1-5 |
| Southern | W | 6-0 |
| at Tennessee | W | 5-4 |
| at Vanderbilt | L | 1-5 |
| SEC CHAMPIONSHIPS | | |
| South Carolina | L | 2-5 |

1995 (19-8)

Coach: Tony Minnis
NCAA Final 16
Final Rank: No. 18

| | | |
|---------------------------|---|-----|
| New Orleans | W | 9-0 |
| Southern | W | 6-0 |
| at SMU | W | 8-1 |
| at Texas A&M | W | 5-1 |
| Southern Miss | W | 7-1 |
| Centenary | W | 9-0 |
| Lamar | W | 9-0 |
| Arkansas | W | 7-2 |
| Vanderbilt | L | 4-5 |
| Kansas | W | 6-3 |
| TCU | W | 9-0 |
| at North Carolina | W | 7-2 |
| at South Carolina | L | 1-5 |
| Alabama | W | 5-4 |
| Auburn | W | 5-3 |
| at Georgia | L | 2-7 |
| at Kentucky | W | 5-3 |
| at Tulane | W | 5-1 |
| at Ole Miss | L | 1-5 |
| at Mississippi State | W | 5-1 |
| Tennessee | L | 4-5 |
| Florida | L | 0-6 |
| SEC CHAMPIONSHIPS | | |
| Mississippi State | W | 5-0 |
| Tennessee | W | 5-3 |
| Georgia | L | 0-5 |
| NCAA CHAMPIONSHIPS | | |
| Tennessee | W | 5-3 |
| Florida | L | 0-5 |

1996 (14-11)

Coach: Tony Minnis
NCAA Southwest Regional Semifinal
Final Rank: No. 36

| | | |
|--------------------------------|---|-----|
| New Orleans | W | 8-1 |
| Southern | W | 6-0 |
| SE Louisiana | W | 5-1 |
| Texas A&M | L | 3-5 |
| at Texas-Arlington | W | 6-0 |
| at TCU | W | 5-1 |
| West Florida | W | 9-0 |
| Mississippi State | W | 6-3 |
| South Carolina | L | 0-6 |
| Pennsylvania | W | 8-1 |
| Kentucky | W | 5-3 |
| at Tennessee | L | 0-6 |
| Tulane | W | 6-3 |
| Georgia | L | 4-5 |
| Rice | W | 6-3 |
| at Arkansas | L | 1-5 |
| at Florida | L | 0-9 |
| at Miami | W | 5-4 |
| Ole Miss | L | 1-5 |
| at Auburn | W | 1-5 |
| at Alabama | W | 5-1 |
| at Vanderbilt | L | 1-6 |
| SEC CHAMPIONSHIPS | | |
| Arkansas | L | 3-6 |
| NCAA SOUTHWEST REGIONAL | | |
| Rice | W | 5-3 |
| Vanderbilt | L | 2-5 |

1997 (18-9)

Coach: Tony Minnis
NCAA Southwest Regional Final
Final Rank: No. 20

| | | |
|--------------------------------|---|-----|
| Centenary | W | 9-0 |
| West Florida | W | 9-0 |
| Southern Miss | W | 7-2 |
| Texas-Arlington | W | 9-0 |
| at Rice | W | 6-3 |
| at Texas A&M | L | 3-6 |
| Arkansas | W | 5-1 |
| Vanderbilt | W | 5-4 |
| at Tulane | W | 6-3 |
| Alabama | W | 6-3 |
| Florida | L | 0-9 |
| at Mississippi State | W | 5-4 |
| New Orleans | W | 6-0 |
| Southern | W | 6-0 |
| Auburn | W | 6-0 |
| at William & Mary | L | 2-7 |
| at South Carolina | L | 4-5 |
| at Ole Miss | L | 0-9 |
| SMU | W | 8-1 |
| at Georgia | L | 4-5 |
| Tennessee | L | 4-5 |
| at Kentucky | W | 5-4 |
| SEC CHAMPIONSHIPS | | |
| Auburn | W | 6-0 |
| Tennessee | L | 4-5 |
| NCAA SOUTHWEST REGIONAL | | |
| Tulane | W | 5-1 |
| Texas A&M | W | 5-0 |
| Tennessee | L | 2-5 |

1998 (15-10)

Coach: Tony Minnis
NCAA Southwest Regional Final
Final Rank: No. 26

| | | |
|--------------|---|-----|
| West Florida | W | 9-0 |
| Centenary | W | 9-0 |
| USL | W | 7-1 |

INTRO
 PREVIEW
 COACHES
 LADY TIGERS
 2004 REVIEW
HISTORY
LSU

Year-by-Year Results

INTRO
PREVIEW
COACHES
LADY TIGERS
2004 REVIEW
HISTORY
LSU

| | | |
|-----------------------|---|-----|
| Southern | W | 6-0 |
| TEXAS A&M | L | 5-4 |
| at Texas-Arlington | W | 9-0 |
| at Southern Methodist | W | 8-1 |
| at Florida | L | 8-1 |
| at South Florida | W | 5-4 |
| Mississippi State | W | 6-3 |
| South Carolina | L | 5-4 |
| Kentucky | L | 6-3 |
| Tulane | W | 9-0 |
| Georgia | L | 8-1 |
| at San Diego | W | 5-4 |
| at Arkansas | L | 5-1 |
| at Auburn | W | 7-2 |
| at Tennessee | W | 5-4 |
| at Vanderbilt | L | 7-2 |
| Ole Miss | L | 5-4 |
| at Alabama | W | 9-0 |

SEC CHAMPIONSHIPS

| | | |
|-------------|---|-----|
| at Kentucky | L | 5-2 |
|-------------|---|-----|

NCAA SOUTHWEST REGIONAL

| | | |
|------------|---|-----|
| Baylor | W | 5-0 |
| Miami-Fla. | W | 5-3 |
| Arkansas | L | 5-2 |

1999 (13-11)

Coach: Tony Minnis
NCAA Championships Second Round
Final Rank: No. 28

| | | |
|--------------------------|---|-----|
| West Florida | W | 9-0 |
| Centenary | W | 9-0 |
| New Orleans | W | 6-0 |
| Southeastern, LA. | W | 6-0 |
| Southern | W | 6-0 |
| at #36 Houston | W | 7-2 |
| at #34 Texas A&M | L | 5-4 |
| at #50 Mississippi State | L | 5-1 |
| #11 Vanderbilt | L | 6-2 |
| SMU | W | 8-1 |
| Alabama | W | 8-1 |
| at #9 Ole Miss | L | 7-2 |
| Texas Tech | W | 9-0 |
| at #3 Georgia | L | 8-1 |
| #48 Auburn | L | 5-4 |
| at #18 Kentucky | L | 8-1 |
| at #34 Tulane | W | 5-4 |
| #10 Tennessee | W | 5-4 |
| #17 Arkansas | W | 5-4 |
| at #16 South Carolina | L | 7-2 |
| #1 Florida | L | 8-1 |

SEC CHAMPIONSHIPS

| | | |
|--------------|---|-----|
| #18 Arkansas | L | 5-2 |
|--------------|---|-----|

NCAA CHAMPIONSHIPS

| | | |
|----------------|---|-----|
| #44 Ohio State | W | 5-2 |
| #8 Pepperdine | L | 5-1 |

2000 (16-11)

Coach: Tony Minnis
NCAA Championships Sweet 16
Final Rank: No. 21

| | | |
|---------------------------|---|-----|
| Southern | W | 6-0 |
| Centenary | W | 6-0 |
| West Florida | W | 8-1 |
| Southeastern Louisiana | W | 6-0 |
| at T#33 Mississippi State | L | 6-3 |
| #37 Texas A&M | W | 5-4 |
| Houston | W | 7-2 |
| Harvard | W | 8-1 |
| at #4 Florida | L | 7-2 |
| at #19 Florida State | L | 5-4 |
| at #3 Georgia | L | 6-3 |
| at #17 South Carolina | L | 5-4 |
| Southern Methodist | W | 8-1 |
| Alabama | W | 8-1 |

| | | |
|-------------------|---|-----|
| #23 Kentucky | W | 6-3 |
| at #20 Tennessee | L | 5-4 |
| at Arkansas | L | 5-4 |
| Purdue | W | 7-2 |
| #38 Tulane | W | 6-3 |
| at #11 Vanderbilt | L | 6-3 |
| Auburn | W | 5-1 |
| at #15 Ole Miss | L | 6-0 |

SEC CHAMPIONSHIPS

| | | |
|--------------|---|-----|
| #33 Arkansas | W | 5-2 |
| #5 Florida | L | 5-1 |

NCAA REGIONALS

| | | |
|------------------|---|-----|
| #42 Iowa | W | 5-3 |
| at #6 Pepperdine | W | 5-4 |

NCAA TEAM CHAMPIONSHIPS

| | | |
|-------------------------|---|-----|
| #12 Southern California | L | 5-2 |
|-------------------------|---|-----|

2001 (14-10)

Coach: Tony Minnis
NCAA Tournament First Round
Final Rank: No. 27

| | | |
|-----------------------|---|-----|
| Centenary | W | 7-0 |
| West Florida | W | 7-0 |
| Southern | W | 6-0 |
| UL-Monroe | W | 6-1 |
| at Texas A&M | L | 5-2 |
| Florida State | W | 4-3 |
| at Houston | W | 6-1 |
| Alabama | W | 5-2 |
| at Mississippi State | W | 4-3 |
| #4 Florida | L | 6-1 |
| #7 Vanderbilt | L | 6-1 |
| Southern Methodist | W | 5-2 |
| Tulsa | W | 4-1 |
| #15 Tennessee | L | 6-1 |
| at #2 Georgia | L | 5-1 |
| at #25 Kentucky | L | 6-1 |
| at Purdue | W | 5-2 |
| Arkansas | W | 5-2 |
| at Tulane | W | 4-3 |
| at #35 Ole Miss | L | 5-2 |
| at #22 South Carolina | L | 5-2 |
| Auburn | W | 4-3 |

SEC CHAMPIONSHIPS

| | | |
|-----------------------|---|-----|
| #37 Mississippi State | L | 4-1 |
|-----------------------|---|-----|

NCAA REGIONALS

| | | |
|--------------|---|-----|
| #35 Ole Miss | L | 4-1 |
|--------------|---|-----|

2002 (12-13)

Coach: Tony Minnis
NCAA Tournament First Round
Final Rank: No. 51

| | | |
|-----------------------|---|-----|
| Centenary | W | 5-1 |
| Southern | W | 5-1 |
| Purdue | W | 5-2 |
| Louisiana Tech | W | 6-0 |
| Louisiana-Monroe | W | 7-0 |
| at Florida State | L | 4-3 |
| at Southern Methodist | W | 4-3 |
| Houston | W | 4-3 |
| #19 Texas A&M | L | 4-3 |
| at #23 South Carolina | L | 6-1 |
| at #5 Florida | L | 7-0 |
| at #10 Tennessee | L | 6-1 |
| at #1 Georgia | L | 7-0 |
| Auburn | L | 4-3 |
| at Tulsa | W | 5-2 |
| Alabama | L | 4-3 |
| #5 Vanderbilt | L | 4-3 |
| #13 Kentucky | W | 4-3 |
| at Mississippi State | W | 7-0 |
| at Ole Miss | L | 4-3 |
| Tulane | W | 5-2 |
| Oregon | L | 5-2 |

| | | |
|----------|---|-----|
| Arkansas | W | 7-0 |
|----------|---|-----|

SEC CHAMPIONSHIPS

| | | |
|--------------|---|-----|
| #16 Kentucky | L | 4-1 |
|--------------|---|-----|

NCAA REGIONALS

| | | |
|--------|---|-----|
| Furman | L | 4-1 |
|--------|---|-----|

2003 (12-13)

Coach: Tony Minnis
NCAA Tournament First Round
Final ITA Ranking: No. 52

| | | |
|--------------------|---|-----|
| Louisiana Tech | W | 7-0 |
| Centenary | W | 7-0 |
| Southern | W | 6-0 |
| Louisiana-Monroe | W | 7-0 |
| #50 Florida State | L | 3-4 |
| at Houston | W | 7-0 |
| at #35 Texas A&M | L | 2-5 |
| #50 Tulsa | L | 3-4 |
| Southern Methodist | W | 5-2 |
| at #32 Alabama | L | 0-7 |
| at #31 Auburn | W | 5-2 |
| #24 South Carolina | L | 2-5 |
| #1 Florida | L | 0-7 |
| #11 Tennessee | L | 1-6 |
| #5 Georgia | L | 0-6 |
| #31 Ohio State | W | 5-2 |
| at #13 Vanderbilt | L | 0-7 |
| at #15 Kentucky | L | 0-7 |
| at #26 Tulane | W | 4-3 |
| Mississippi State | W | 5-2 |
| Ole Miss | W | 4-3 |
| at Purdue | L | 2-5 |
| at Arkansas | W | 6-1 |

SEC CHAMPIONSHIPS

| | | |
|--------------|---|-----|
| #49 Ole Miss | L | 3-4 |
|--------------|---|-----|

NCAA REGIONALS

| | | |
|----------------|---|-----|
| #26 Texas A&M# | L | 0-4 |
|----------------|---|-----|

2004 (18-9)

Coach: Tony Minnis
NCAA Tournament First Round
Final Rank: No. 20

| | | |
|-----------------------|---|-----|
| Centenary | W | 5-1 |
| UL-Lafayette | W | 7-0 |
| Louisiana Tech | W | 7-0 |
| Southern | W | 7-0 |
| #42 Purdue | W | 4-3 |
| Rice | W | 6-0 |
| at Southern Methodist | L | 5-2 |
| at Florida State | W | 4-3 |
| at #2 Florida | L | 7-0 |
| at #48 South Carolina | L | 6-1 |
| at #2 Georgia | L | 7-0 |
| at #36 Tennessee | L | 6-1 |
| #16 Texas A&M | W | 4-3 |
| #15 Kentucky | W | 4-3 |
| #4 Vanderbilt | L | 7-0 |
| at Ole Miss | W | 4- |
| 3atMississippi State | W | 5-2 |
| Auburn | W | 5-2 |
| #23 Alabama | W | 4-3 |
| at #40 Tulsa | W | 5-2 |
| Arkansas | W | 6-1 |
| Southern | W | 7-0 |
| Tulane | L | 5-2 |

SEC CHAMPIONSHIPS

| | | |
|----------|---|-----|
| Arkansas | W | 4-0 |
|----------|---|-----|

| | | |
|---------------|---|-----|
| #23 Tennessee | W | 4-3 |
|---------------|---|-----|

| | | |
|------------|---|-----|
| #2 Florida | L | 4-1 |
|------------|---|-----|

NCAA REGIONALS

| | | |
|-------------------|---|-----|
| #44 Arizona State | L | 4-1 |
|-------------------|---|-----|